

Starlight

3

Virginia Evans - Jenny Dooley
Ksenia Baranova - Victoria Kopylova
Radislav Millrood

Student's Book



Part 1


PROSVESHCHENIYE
PUBLISHERS



Express Publishing



Звёздный АНГЛИЙСКИЙ



АНГЛИЙСКИЙ ЯЗЫК

3 класс

Учебник для общеобразовательных
учреждений и школ
с углублённым изучением
английского языка



В двух частях
Часть 1



Рекомендовано Министерством
образования и науки
Российской Федерации

Москва
Express Publishing
«Просвещение»
2011

УДК 373.167.1:811.111
ББК 81.2Англ-922
А64

Серия «Звёздный английский» основана в 2009 году.

На учебник получены положительные заключения Российской академии наук (№ 10106-5215/429 от 01.11.2010 г.) и Российской академии образования (№ 01-5/7д-611 от 20.10.2010 г.).

Авторы: К.М. Баранова, Д. Дули, В.В. Копылова, Р.П. Мильруд, В. Эванс

Authors: Virginia Evans, Jenny Dooley, Ksenia Baranova, Victoria Kopylova, Radislav Millrood

Acknowledgements

We would like to thank all the staff at Express Publishing who have contributed their skills to producing this book. Thanks for their support and patience are due in particular to: Meryl Philips (Editor-in-Chief), Julie Rich (senior editor); Alex Barton (senior production controller) and the Express Publishing design team; and Emily Newton, Kevin Harris, Daniel Parker, Erica Thompson and Timothy Forster. We would also like to thank those institutions and teachers who piloted the manuscript, and whose comments and feedback were invaluable in the production of the book. Special thanks to Bridget, Chris, Georgina, Anna, Dennis, George and Jackie who took part in the recording.

The authors and publishers wish to thank the following who have kindly given permission for the use of photographic material: cinetext for the pictures of Shrek on p. 6, and 87, Daisy Duck, Pinocchio, Bugs Bunny and the Simpsons on p. 80; everett/www.imegr for the pictures of Winnie the Pooh on p. 6, Tasmanian Devil on p. 80; image/www.imegr for the picture of Yaroslav Rybakov on p. 111.

© Virginia Evans, Jenny Dooley, Ksenia Baranova, Victoria Kopylova, Radislav Millrood 2010

Colour Illustrations: ©Express Publishing, 2010

Illustrated by Simon Andrews, Alexandra Lewis, Alan Shephard, Stone, Terry Wilson ©Express Publishing, 2010.

While every effort has been made to trace all the copyright holders, if any have been inadvertently overlooked the publishers will be pleased to make the necessary arrangements at the first opportunity.

Английский язык. 3 класс : учеб. для общеобразоват. учреждений и шк. с углубл. изучением
А64 англ. яз. В 2 ч. Ч. 1 / [К.М. Баранова, Д. Дули, В.В. Копылова и др.]. – М. : Express Publishing :
Просвещение, 2011. – 128 с.: ил. – (Звёздный английский). – ISBN 978-5-09-019657-4.

УДК 373.167.1:811.111
ББК 81.2Англ-922

Учебное издание

Серия «Звёздный английский»

Баранова Ксения Михайловна

Дули Дженни

Копылова Виктория Викторовна

Мильруд Радислав Петрович

Эванс Вирджиния

Английский язык

3 класс

Учебник для общеобразовательных учреждений
и школ с углублённым изучением английского языка

В двух частях

Часть 1

Центр группы германских языков

Руководитель Центра В.В. Копылова

Зам. руководителя Центра по проектам И.Н. Темнова

Руководитель проекта Ю.А. Смирнов

Выпускающий редактор М.А. Семичев

Редактор С.Ю. Денисова

Корректор Н.М. Коцургина

Налоговая льгота — Общероссийский классификатор продукции ОК 005-93 - 953000. Изд. лиц. Серия ИД № 05824 от 12.09.01. Подписано в печать 11.01.11. Формат 60х90/8. Бумага мелованная. Гарнитура Прагматика. Печать офсетная. Уч.-изд. л. 11,97. Тираж 30 000 экз. Заказ № 602.

Открытое акционерное общество «Издательство «Просвещение» 127521, Москва, 3-й проезд Марьиной рощи, 41.

Express Publishing, Liberty House, New Greenham Park, Newbury, Berkshire RG19 6HW Tel.: (0044) 1635 817 353 Fax: (0044) 1635 817 463 e-mail: inquiries@expresspublishing.co.uk <http://www.expresspublishing.co.uk>

Отпечатано в полном соответствии с качеством предоставленных издательством материалов в ОАО «Тверской ордена Трудового Красного Знамени полиграфкомбинат детской литературы им. 50-летия СССР», 170040, г. Тверь, проспект 50 лет Октября, 46.

ISBN 978-5-09-019657-4(1)
ISBN 978-5-09-023740-6(общ.)

© Express Publishing, 2011
© Издательство «Просвещение», 2011
Все права защищены

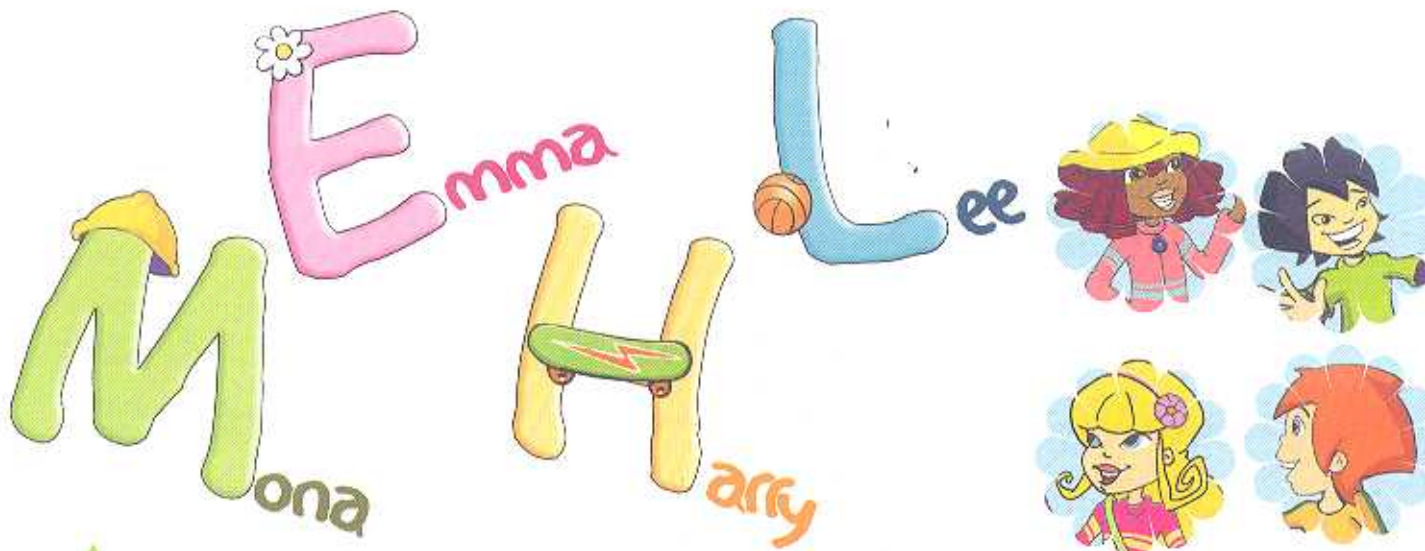
Contents

Starter Unit	p. 4
Starlight Club 1	p. 34
Module 1 My Family	p. 40
Module 2 At the Toy Shop	p. 56
Starlight Club 2	p. 72
Module 3 It's So Cute!	p. 78
Module 4 Talent Show	p. 94
Starlight Club 3	p. 110
Merry Christmas!	p. 116
Грамматический справочник	p. 118
Словарь	p. 121

Round-up Lessons

Lesson 1

1 Match the names to the children.



2 Draw the first letter of your name.

3 Talk with your friend.




★ Listen, point and repeat.



★ Do the sums to find the names.



- 1 My number is three + three. I'm **Jim**.
- 2 I'm
My number is five + five.
- 3 My name's
My number is nine - one.
- 4 My number is eight - three.
I'm
- 5 My name's
My number is one + one.



Lesson 2



Useful phrases (GR 118)

- Hi, I'm Lee.
- What's your name?
- How do you spell it?
- Nice to meet you.



Who are they? Look, choose and complete the speech bubbles.

Shrek Winnie the Pooh Wall-E Mickey Mouse Popeye Pluto

1 Hello! My name's **Shrek**.

2 Hello! I'm

3 Hi! I'm


4 Hi! My name's

5 Hello! I'm

6 Hi! My name's



2 Take roles and act out.




3 Read and choose **a** or **b**.

- | | |
|--|--|
| <p>1 Tina: Hello!</p> <p>Bob: a) Bye!</p> <p style="padding-left: 20px;">b) Hi!</p> | <p>4 Bob: What's your name?</p> <p>Tina: a) Tina. That's T-I-N-A.</p> <p style="padding-left: 20px;">b) That's Tina.</p> |
| <p>2 Tina: What's your name?</p> <p>Bob: a) I'm Bob.</p> <p style="padding-left: 20px;">b) This is Bob.</p> | <p>5 Tina: Bob, this is my friend Anna.</p> <p>Bob: a) Bye, Anna!</p> <p style="padding-left: 20px;">b) Hello, Anna!</p> |
| <p>3 Tina: How do you spell it?</p> <p>Bob: a) It is a nice name.</p> <p style="padding-left: 20px;">b) B-O-B.</p> | <p>6 Anna: Nice to meet you, Bob.</p> <p>Bob: a) Nice to meet you, too.</p> <p style="padding-left: 20px;">b) It's a nice day.</p> |

Lesson 3

Useful phrases (GR 118)




Who's that?

That's my friend, Jim.

Who's that? = Who is that? That's Jim. = That is Jim.

1 Talk with your friend.

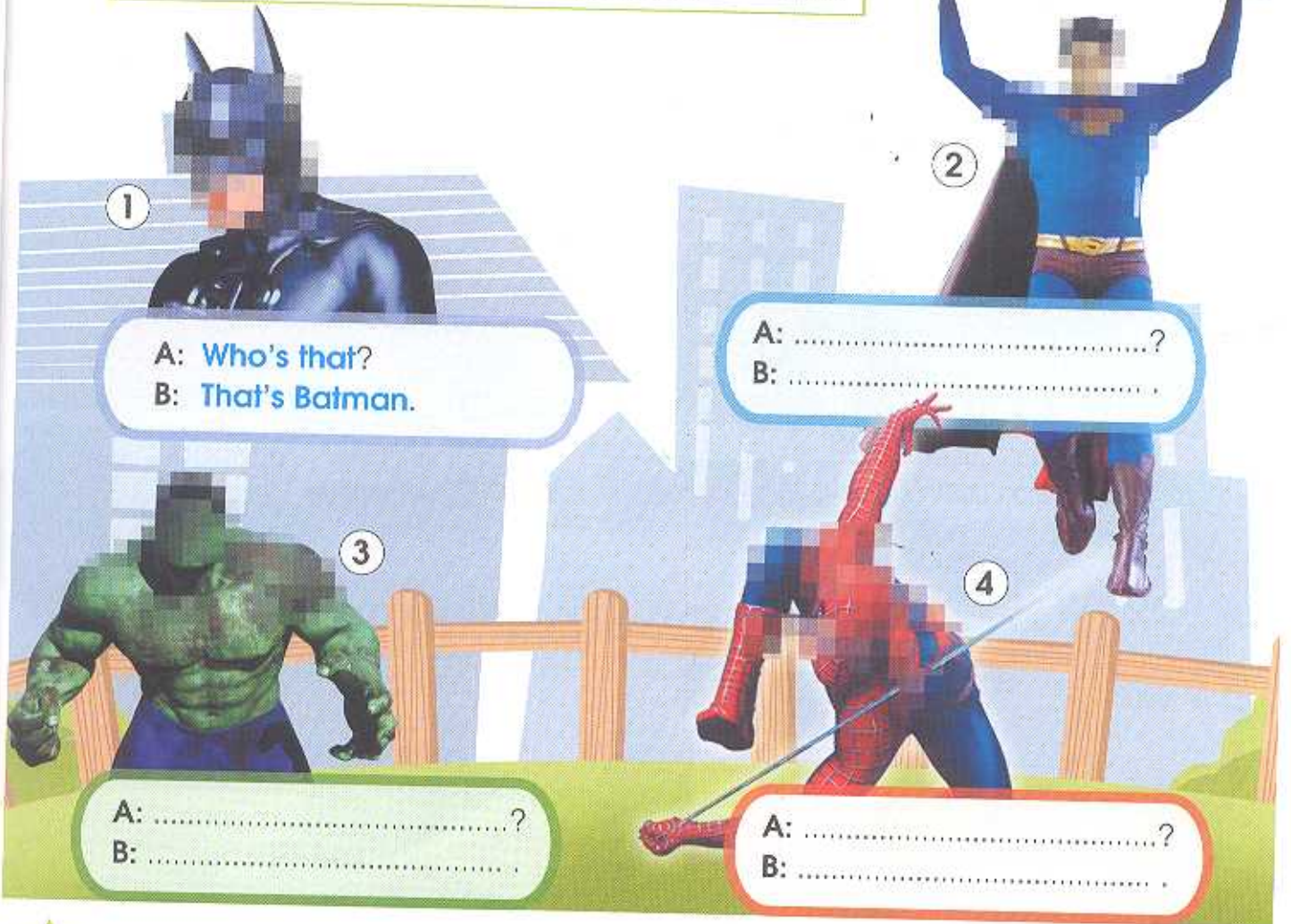


Who's that?

That's Alvin.

2 Who are they? Ask and answer questions as in the example.

Batman Spider-Man Superman Hulk



3 Read and choose **a** or **b**.

1 What's your name?

a Hello, Harry. **b** I'm Emma.

2 Who's this?

a This is Erlina. **b** This is a ball.

3 How old are you?

a Oh, that's Alvin. **b** I'm ten.

4 Hi, I'm Steve.

a Hello! **b** This is Steve.

4 Read and complete the sentences.

I'm

What's

Bob: Hi, I'm Bob! 1) **What's** your name?

Tom: 2), I'm Tom! Nice to meet you.

Hi

How


Bob: 3) old are you?

Tom: 4) nine.

Round-up Lessons

Lesson 4

★ 🎧 Listen and read the dialogue.



★ 2 Read the dialogue again and choose **a** or **b**.

1 Lee is
a seven b ten

2 Mona is
a nine b ten



Do you like the story? Choose. 😐 😊 😄

Round-up Lessons

Lesson 5

1  Listen, point and repeat.



red



yellow



blue



green




orange



purple



black



white


2  Sing along!



Hello purple, hello blue,
Red for me and green for you!
Hello orange, yellow too,
Red for me and green for you!

Goodbye purple, goodbye blue,
Red for me and green for you!

Goodbye orange, yellow too,
Red for me and green for you!

3  Read and complete the text.

Hi! My name's

1) **Mona**. I'm


2) n..... years old.


This is my dog, Missy.

Missy is 3) b.....

and white.

I love my dog!



4  **Portfolio:** Write about yourself. Draw or stick a picture.

FUN TIME

Did you Know?



Owls are the only birds that can see the colour **blue**.

The colour **red** doesn't really make bulls angry. They cannot see any colours!

- In Russia, **red** means beautiful.
- **Green** is the national colour of Ireland.
- **Purple** is the colour for kings and queens.
- In India, people wear **yellow** to welcome spring.



How fast can you write the colours in alphabetical order?
Compete with your friend. Who's the winner?

Sivka-Burka

Lesson 6

Listen, point to the pictures, and say the words.



village



farmer



clever



dumb




mushroom



kitchen stove



shiny



Listen and read the story.

This is a small village in Russia. Look! There is a farmer with his three sons, Andrei, Sergei and young Ivanushka. The farmer is an old man and he works very hard. He wants to give his sons a good life and he wants them to be happy. They are not very rich and they haven't got a big farm.

Andrei and Sergei are very clever, but Ivanushka is not as clever as his brothers. The two older sons work in the field and they like wearing nice clothes. But Ivanushka is not like his two brothers. He likes to go into the forest and collect mushrooms. When he is at home he spends most of his time sitting on the kitchen stove. Sometimes Andrei and Sergei call him 'Silly Boy.' But Ivanushka doesn't mind and he never gets angry. He is a kind young man with a big heart.

1 Read the story again and answer the questions.

- 1 Where do the old man and his sons live?
- 2 What are the names of the three brothers?
- 3 What do the two older brothers like doing?
- 4 What does the younger brother like doing?
- 5 What do they call Ivanushka?
- 6 What kind of person is Ivanushka?

2  Let's sing.



Ivanushka, he's poor and young.
 He is just a farmer's son.
 People say that he is dumb,
 But he's kind to everyone!

A heart that is golden and true!
 A heart that is shiny and new!
 Good and kind
 And loving, too!
 A heart that is golden and true!



Lesson 7

- 1 Read the words/sentences first to yourself, then aloud.

/e/ red, ten, spell, seven, welcome, yellow, Emma;
Welcome, Emma. Can you spell? Spell yellow. Spell red.



/i:/ he, she, me, see, tree, three, meet, street, green,
Sheena;
Meet Sheena and me at three under the tree in
Green Street.



- 2 Match the words to Emma /e/ and Lee /i/. Who's got the most words?



ten

he

green

red

spell

see

meet

she



- 3 Let's sing.

Red and green,
Count with me!
How many trees
Can you see?



1 Look and complete.

10

0 ten

5

1

9

2

3

3

8

4

4

5


1

6

7

7

2 Read and colour.



Number one is red.
 Number two is black.
 Number three is blue.
 Number four is yellow.
 Number five is orange.
 Number six is purple.
 Number seven is green.

3 Read and choose a or b.

- 0 a Hello, I'm Lee.
 b Hello, I Lee.
- 1 a What your name?
 b What's your name?
- 2 a Who's that?
 b Who that?
- 3 a How old you are?
 b How old are you?
- 4 a That's Alvin.
 b That Alvin.
- 5 a I'm ten.
 b I ten.

Now I can

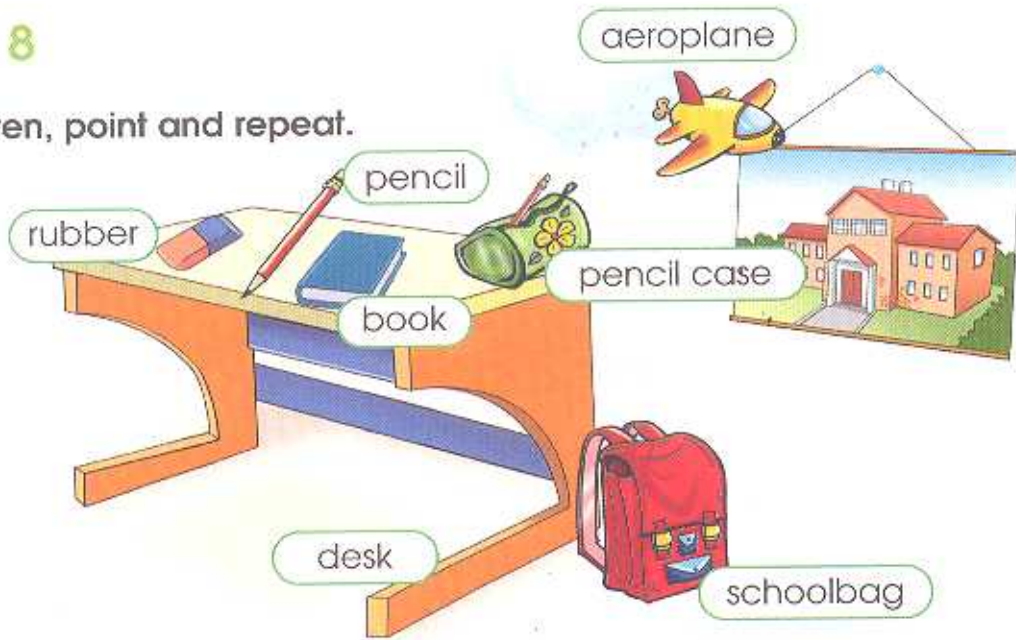
- introduce myself and greet others
- count from 1 – 10
- say the colours

in English


Round-up Lessons

Lesson 8

1 Listen, point and repeat.



2 Look and complete.



1

b			
---	--	--	--

2

--	--	--	--	--	--

3

--	--	--	--	--	--	--	--

4

--	--	--	--	--	--	--	--	--	--

5

--	--	--	--	--	--

6

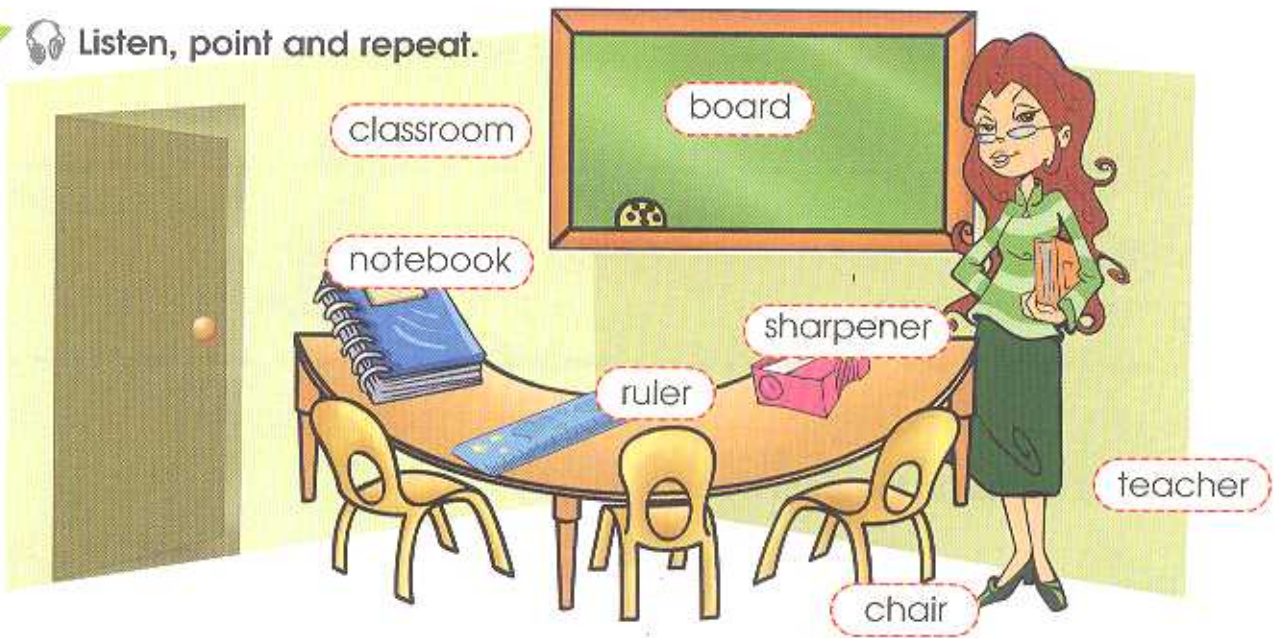
--	--	--	--	--	--	--	--	--	--

3 Now read the sentences and colour the school items.

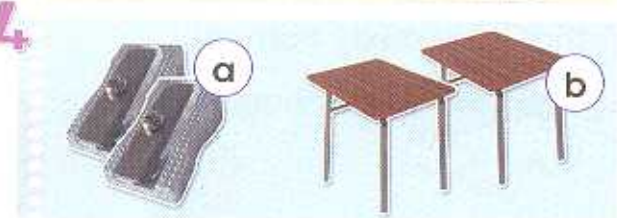
- 1 It's a red pencil.
- 2 It's an orange and purple aeroplane.
- 3 It's a red and blue rubber.

- 4 It's a black book.
- 5 It's a yellow and green schoolbag.
- 6 It's a brown pencil case.

4 Listen, point and repeat.



5 Listen and choose the right picture.



Let's play!



FAIRY FILES FAIRY FILES

Lesson 9



A/An (GR 118)


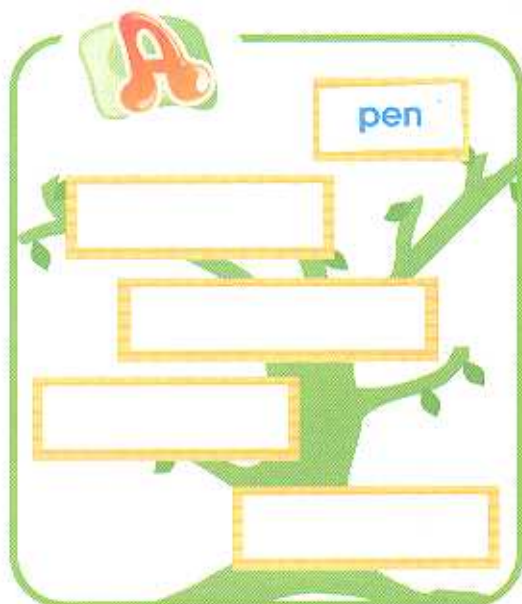
a + consonant
e.g. It's **a** schoolbag.

an + vowel (a, e, i, o, u)
e.g. It's **an** orange.



Put the words on the right tree.

pen
aeroplane
rubber
apple
pencil
orange
desk
book



This/That (GR 118)

- We use **this** to talk about something that is **near us**.

e.g. **This** is my bike.



- We use **that** to talk about something that is **far away from us**.

e.g. **That** is my schoolbag.



2 Look, read and complete the sentences. Use **this** or **that**.

- | | | | |
|---------------------------|--|----------------------------|--|
| 1 This is my book. | | 5 is my desk. | |
| 2 is my hat. | | 6 is my umbrella. | |
| 3 is my aeroplane. | | 7 is my schoolbag. | |
| 4 is my school. | | 8 is my pencil case. | |

3 Complete the questions and answers. Then talk with your friend.

- | | | | |
|---|--|-------------------------------|-------------------------------|
| 1 What's this ?
It's a pencil case . | | 4 What's?
It's | |
| 2 What's?
It's | | | 5 What's?
It's |
| 3 What's?
It's | | | 6 What's?
It's |
| | | | |
| | | | |

Lesson 10



Plural number (GR 122)

pencil pencils

- Most nouns form the plural by adding **-s**.
e.g. one book – two books



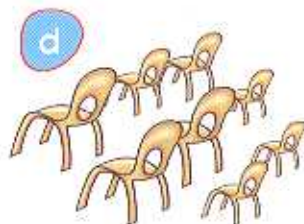
Put the words in plural.

- | | |
|-----------------------|-----------------------|
| 1 a dog – dogs | 6 a board – |
| 2 a chair – | 7 a teacher – |
| 3 a ruler – | 8 a classroom – |
| 4 a sharpener – | 9 a schoolbag – |
| 5 a notebook – | 10 a pen – |



Match the numbers to the pictures. Then complete.

1	<input checked="" type="radio"/>	a	three apples
2	<input type="radio"/>		four
3	<input type="radio"/>		two
4	<input type="radio"/>		six
5	<input type="radio"/>		eight
6	<input type="radio"/>		seven
7	<input type="radio"/>		five
8	<input type="radio"/>		nine



Round-up Lessons

Lesson 11

1 Listen and read the dialogue.



2 Read the dialogue again and choose **a** or **b**.

1 It's an aeroplane.

a Harry

b Erlina

2 No, it's an apple.

a Harry


b Alvin

3 It's a magic pen!

a Harry

b Lee

Later...



Do you like the story? Choose.



Round-up Lessons

Lesson 12

1 Listen, point and repeat.



colour



read



be quiet



listen



write



open your book




stand up



sing



sit down



Let's play!

Simon says, "Listen!"

2 Sing and do.

A, B, C.
One, two, three.
Read and sing,
Sing along with me!

- Listen and sing
- Colour and sing
- Write and sing



3 Read the text and answer the question.

* What is Julia's favourite colour?



Look at my favourite things!



This is my schoolbag. It's red.



This is my red pencil case.

This is my notebook. It's red, too!



Red is my favourite colour!

4 Portfolio: Write about your favourite colour. Draw your favourite things.

FUN TIME

Unscramble the letters to find the verbs. Then use the numbered letters to find the title of the story.

ooltrc	1						
sti	2						
tnads		3	4	5			
rewit		6		7			
lnites	8						

The title of the story is

1	2	4	5	7	6	7	8	8	3
---	---	---	---	---	---	---	---	---	---



Did you Know?





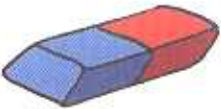

The following sentence uses every letter of the English alphabet. Read and check it out!



The quick brown fox jumps over the lazy dog!

Lesson 13

★ **1** Read, look and complete the text.

This is my 1)  **pencil case**, my 2)  my 3)  and my 4)  Look at my 5)  and my 6)  It's time for school!

★ **2** Match the words to the pictures.

- 1** ruler
- 2** notebook
- 3** pencil case
- 4** rubber
- 5** chair
- 6** sharpener
- 7** board
- 8** pen
- 9** schoolbag
- 10** pencil



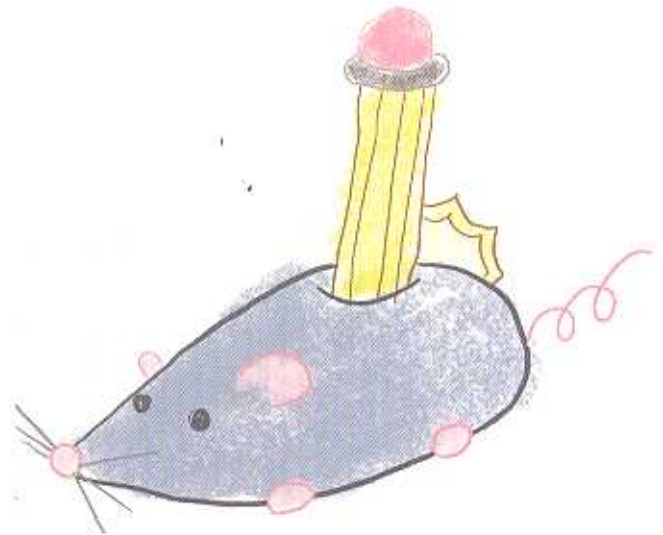
- 3 Read the poem. Then choose a school item and draw a funny picture. Make up your own poem.

My sharpener is so funny,

My sharpener is so funny,

My sharpener is so funny,

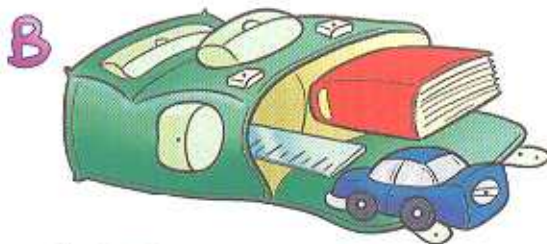
It's like a little mouse!



- 4 Read and draw lines to the correct schoolbag.

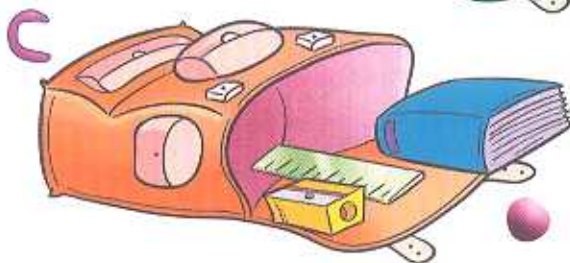


What's in my schoolbag?
Come and see:
a sharpener, a notebook,
and a funny pencil case!



1

2



What's in my schoolbag?
Come and see:
a sharpener, a ruler,
and a blue book!

- 5 Now write about the extra schoolbag.

Sivka-Burka

Lesson 14

Listen, point to the pictures, and say the words.



short



tall



wheat




gold



bread



pie



Listen and read the story.

There is only one field on the farm. It is full of tall, golden wheat. The old man is very proud of his wheat. Every morning, he goes to look at his wheat field. He feels very happy when he looks at the yellow wheat, shining like gold in the sun.

"My wheat is like gold! It is the best wheat in the land!" he says.

"Our wheat makes the best bread in the land!" says Andrei.

"Our wheat makes the best pies in the land!" says Sergei. "Can

I help you in the field?" asks Ivanushka. "I like our wheat, too."

"No! Go and collect mushrooms!" says Andrei. "Silly Boy! Go

back and sit on the stove!" says Sergei.

1 Complete the sentences. Use the words below.

proud of field shining best land collect

- 1 You are a very good student, Yelena. We are very **proud of** you.
- 2 My mum's pies are the pies in Russia. They're so yummy!
- 3 The sun is It's a great day today.
- 4 I've got a lot of pens because I pens. It's my hobby.
- 5 The farmer is in the He is looking at his wheat.
- 6 Vladimir makes the best bread in the He's famous all over Russia!

2 Who says the following sentences? Read the story again and answer.

- 1 *My wheat is like gold!*
- 2 *Our wheat makes the best pies in the land!*
- 3 *Can I help you in the field?*
- 4 *Go and collect mushrooms!*

3  Let's sing.

Yellow wheat, so golden
The best wheat in the land.
Yellow wheat, so golden
Yellow wheat, so grand!

Yellow wheat, so golden
The best wheat in the land.
Yellow wheat, so golden
The best wheat for a man!



Lesson 15

- 1 Read the words/sentences first to yourself, then aloud.

/u:/ room, school, cool, blue, rule;
Is your room blue? Cool!



/æ/ an, and, apple, that, black, hat, stand, glad, bag,
lamp;

Put on that

Put on that black hat

Put on that black hat and stand

Put on that black hat and stand next to

Put on that black hat and stand next to the lamp.



/ʌ/ fun, sun, run, funny, rubber, under, umbrella;
Gus has a special umbrella. It can run. "It is fun to run in the sun under an umbrella," says Gus.



- 2 Choose and complete the lists. Read aloud the words. There are some extra words.

bag, black, blue, book, class, hat, rubber, room, run, school, sun, umbrella

/æ/	/u:/	/ʌ/

- 3 Let's sing!

I'm glad, I'm glad!
I'm here at school.
It's OK, it's fun, it's cool!
Black bag, blue cap,
That's the rule.
It's OK, it's fun, it's cool!



1 Read and complete. Use **this** or **that**.

..... is my dog.


..... is Mark's hat.

That is John's chair.

..... is my school.

2 How many? Count and answer.

0		two chairs
1	
2	
3	
4	



3 Read and choose **a** or **b**.

- 0 A: How old are you?
B: **a)** I'm eight. **b)** I'm Lee.
- 1 A: What's that?
B: **a)** Yes, it is.
 b) It's a pencil case.
- 2 A: Is that Mona's pen?
B: **a)** No, it's Emma.
 b) No, it's Emma's pen.
- 3 A: What's your name?
B: **a)** I'm Harry.
 b) Nice to meet you.

Now I can

- say the names of school objects
- say who some things belong to
- say and write what colour my favourite school objects are
- follow my teacher's commands

in English



Hello!
My name is Lucas. I
am 8 years old. I live in
Germany. My flag is black,
red and yellow.

Hi!
My name's
Jennifer. I'm 9 years
old. I live in the UK.
My flag is red,
white and blue.

Hello!
I'm Jane and I'm 7.
I live in Canada.
My flag is red and
white.



1 Look, read and match.

NAME

AGE

FLAG

1 Lucas

9

black, red and yellow

2 Jennifer

7


red and white

3 Jane

8

red, white and blue

2 Look, read and complete the texts.



Hello, I'm Vera. I'm eight years old. I'm from St Petersburg, Russia. This is my 4), Morris.



Hello! My name is Georgi. I'm nine years old. This is my dog, Boris! I live in Moscow, Russia. The flag of Russia is 1), 2) and 3) Red is my favourite colour! Look, Boris has got a red bandana!



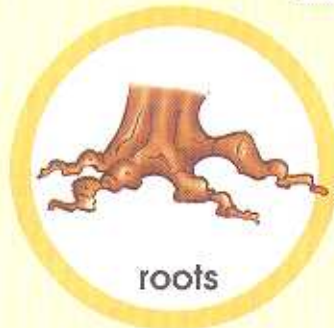


Hello! My name is Marina. I'm ten years old. I live in Veliky Novgorod, Russia. This is my favourite 5) His name is Mischa. He's very cute!

3 **Portfolio:** Talk with your friend. Then write about yourself.

1 Look at the apple tree. Find, point and name the parts of the tree.

This is my tree!



2 Tree Facts! Read and choose **a** or **b**.

- 1 There are more than different kinds of trees in the world.
a 23,000 **b** 230,000
- 2 Trees grow from the bottom.
a True **b** False
- 3 We call the top part of a tree a
a head **b** crown
- 4 The shortest tree is the Dwarf It's about 6 cm tall!
a Willow **b** Pine
- 5 We can make more than things from a tree.
a 500 **b** 5,000
- 6 The biggest forest in the world is in
a the USA **b** Russia
- 7 You can make pencils with one tree!
a 170 **b** 170,000
- 8 How old is the oldest tree in the world?
a 4,844 years old **b** 484 years old



3 Make a leaf print!

- Collect some leaves.
- Brush paint over each leaf.
- Press the leaf onto a white sheet of paper.

ICT: Collect information about trees. Make your own quiz.



RUSSIA



Things to see: Red Square, the Bolshoi Theatre

Food and drink: Kasha, borsch, kvas, pancakes

Famous actors/actresses: Sergey Bezrukov, Chulpan Khamatova

Famous athletes: Evgeniy Plushenko, Yelena Isinbaeva



THE UK



Things to see: Big Ben

Food and drink: fish and chips, tea

Famous actors/actresses: Sean Connery, Catherine Zeta-Jones

Famous athletes: Steven Gerrard, Phillips Idowu

AUSTRALIA



Things to see: Sydney Opera House, Ayers Rock

Food and drink: seafood, iced coffee

Famous actors/actresses: Mel Gibson, Nicole Kidman

Famous athletes: Steve Hooker, Catherine Freeman



THE USA



Things to see: Disneyland, Statue of Liberty

Food and drink: steak, Coca-Cola

Famous actors/actresses: Tom Cruise, Cameron Diaz

Famous athletes: Michael Phelps, Sanya Richards



1 Work in pairs. Each pair chooses a country. Student A is a visitor to this country and wants to know some information. Student B lives in this country and answers Student A's questions.

Questions

What can I see in

What can I eat/drink in

Do you know any famous

Answers

You can see ...

You can ...

Yes, some famous ... are ...

2 **Portfolio:** ICT - Work in groups. Write some information about your country and the countries around it. Use the texts in Ex. 1 to help you.

Troll Tales!



1 Listen and read the story.

1 This is a great book.

2 Stop it, Trog!

What?

3 Pog! Stop that! Please!

Stop what?

4 Hmmm... What's this?

5 Hi, I'm Popsie!

6 Bye!

• Now take roles and read.

1 My Family

1 Listen, point and repeat.

mum dad
brother sister

11 eleven 12 twelve 13 thirteen 14 fourteen
15 fifteen 16 sixteen 17 seventeen
18 eighteen 19 nineteen 20 twenty

2 Ask and answer questions about Mona's family.

Martin Erika
Kira Frank


Who's this?
She's my mum, Erika.

3 Listen and join the dots.

11 16 17 14 19 18 13 15 20 12

It's a

FAIRY FILES FAIRY FILES

4  Listen, point and repeat.



happy



sad



flower



grandma grandpa



friend

5  Listen and choose a or b.

- 1 a Yes, it is.
b No, it isn't.
- 2 a Yes, they are.
b No, they aren't.
- 3 a Yes, they are.
b No, they aren't.
- 4 a Yes, it is.
b No, it isn't.



Let's play!



The verb 'to be' (GR 118)



Affirmative		Negative		Interrogative
Long form	Short form	Long form	Short form	
I am	I'm	I am not	I'm not	Am I?
You are	You're	You are not	You aren't	Are you?
He is	He's	He is not	He isn't	Is he?
She is	She's	She is not	She isn't	Is she?
It is	It's	It is not	It isn't	Is it?

Short answers

Are you a teacher?
Yes, I am./No, I'm not.

Is he/she/it five?
Yes, he/she/it is./No, he/she/it isn't.

1 Complete the sentences.

- | | |
|--|--|
| <p>1 It is a kangaroo.
 It's a kangaroo.</p> <p>2 She is my friend, Sue.
 my friend, Sue.</p> <p>3 You are my friend.
 my friend.</p> | <p>4 I am twelve.
 twelve.</p> <p>5 He is my grandpa.
 my grandpa.</p> <p>6 It is a funny dog.
 dog.</p> |
|--|--|

2 Read and fill in: **am, is or are.**

- | | |
|---|--|
| <p>1 This is my dog, Toto.</p> <p>2 Hi! I Sally.</p> <p>3 You not funny.</p> <p>4 My brother famous.</p> | <p>5 What your name?</p> <p>6 you a teacher?</p> <p>7 It not a vase.</p> <p>8 she your sister?</p> |
|---|--|

3 Read and answer the questions.

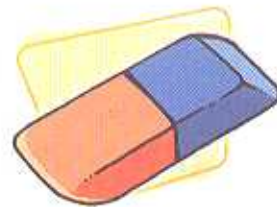
- 1 What's your name?
I'm Wen.
- 2 Are you a teacher?
No, I'm a singer.
- 3 How old?
I'm nineteen.
- 4 Is Lee your brother?
Yes,
- 5 Is Kim your sister?
No, my mum.



4 Ask and answer the questions.



- 1 Is it a pencil?
Yes, it is.



- 4 Is it a sharpener?
.....
.....



- 2 Is it a kangaroo?
No, it isn't.
It's a fox.



- 5 Is it a dog?
.....
.....



- 3 Is he an elf?
.....
.....



- 6 Is she a singer?
.....
.....

★ The verb 'to be' (GR 118)

Are you brothers?



Affirmative		Negative		Interrogative
Long form	Short form	Long form	Short form	
We are	We're	We are not	We aren't	Are we?
You are	You're	You are not	You aren't	Are you?
They are	They're	They are not	They aren't	Are they?

Short answers

Are you brothers?

Yes, we are./No, we aren't.

Are they blue?

Yes, they are./No, they aren't.

★ 1 Read and match the sentences to the pictures.

A We are friends.

B Are you sisters?

C They're for you.



2 Read and complete the text.

I **1) am** Kim and this **2)** Pat. She **3)**
 my sister. My mum and dad **4)** teachers.
 Their names **5)** Peter and Alison. They
6) great! We **7)** a happy family.
 I **8)** very lucky!



3 You are Kim. Read again and answer the questions.

- 1 What's your name?
- 2 Is Pat your mum?
- 3 Are your mum and dad teachers?

4 Look, read and answer the questions.



- 1 A: They're yellow and blue. Are they flowers?
 B: **No, they aren't. They're kites.**
- 2 A: They're red and blue. Are they aeroplanes?
 B: **Yes, they are.**
- 3 A: They're black and white. Are they cats?
 B:
- 4 A: They're green and yellow. Are they hats?
 B:
- 5 A: They're red. Are they rubbers?
 B:

1 My Family

1 Listen and read the dialogue.



2 Read the dialogue again and match the questions to the answers.

- 1 How old is he?
- 2 What's that?
- 3 Who's this pretty girl?

- a This is my friend, Mona.
- b He's nineteen.
- c It's a vase.



Do you like the story? Choose.

1 My Family

1 Listen, point and repeat.

milkman



drive

policeman



walk

fireman



run

postman



ride




2 Sing and do.

I'm a policeman in the town.
All day long,
I walk around!

*It's my job,
It's what I do.
It's my job,
I like it, too!*

fireman - run around
postman - ride around
milkman - drive around





Read the text and answer the questions.

- 1 Who's Tom?
- 2 Who's Jack?



Meet my family! This is my grandpa, Tom, and my grandma, Mary. My dad's name is Jack and he's a policeman. My mum's name is Molly. This is my sister, Claire. She's very funny! I love my family very much.



Portfolio:

Write about your family. Draw or stick pictures.

FUN TIME

Read the words from top to bottom and complete them. What's the secret word?


				f	
	w		t	i	
	a	p	o	r	
r	k	s	n	m	i
i		t		a	d
e		m		n	e
n		a			
d		n			

Did you Know?

Jim and Michelle Duggar are from the USA. They have got 18 children. All their children's names start with J: Joshua, Jana, John-David, Jill, Jessa, Jinger, Joseph, Josiah, Joy-Anna, Jedidiah, Jeremiah, Jason, James, Justin, Jackson, Johannah, Jennifer and Jordyn.

1 Read and complete the sentences.

mum dad grandpa brother family grandma sister



This is my 1) **family**.
 Bill is my 2)
 Angela is my 3)
 Nancy is my 4)
 Jack is my 5)
 Peter is my 6)
 Mary is my 7)
 We're a happy family!

2 Complete the numbers. Then match.

1 e l e v e n

2 si _ t _ _ n

3 t _ e _ ty

4 s _ v _ nt _ _ n

5 tw _ l _ _

11 14 18
17 20 13
16 15 19

6 th _ _ tee _

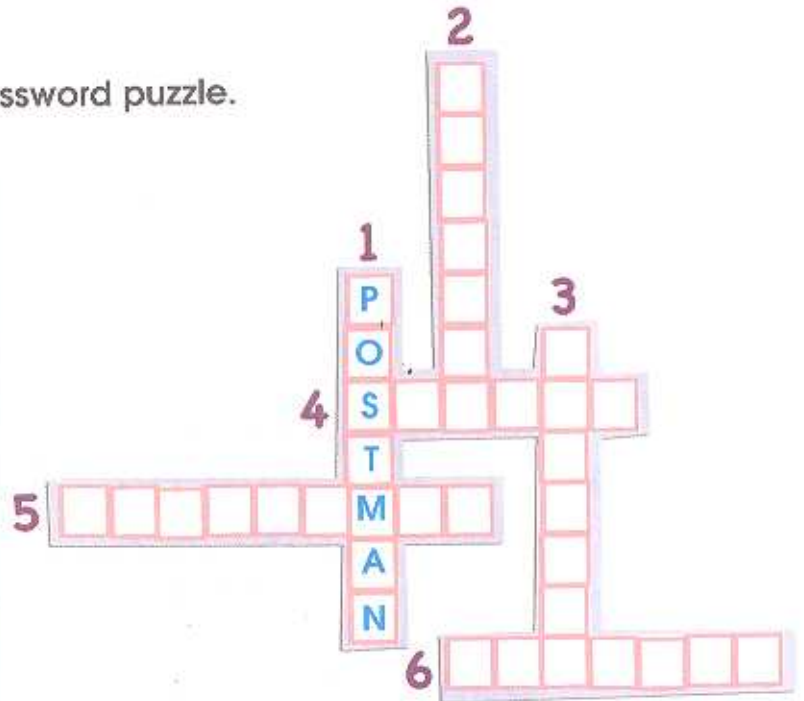
7 e _ g _ te _ n

8 f _ _ rt _ en


9 f _ f _ een

10 n _ n _ t _ _ n

3 Look and complete the crossword puzzle.



4 Look at the picture and answer the questions.



1 Who's that?

.....



2 How old is she?

.....



3 Count the oranges. Write the number.

.....



4 Is Alvin in the park?

.....



5 Count the flowers. Write the number.

.....



6 Is he happy?

.....

Sivka-Burka



Listen, point to the pictures, and say the words.



shocked



heavy



footprints



Listen and read the story.

One day, the farmer goes to his field as usual. But when he gets there, he is shocked by what he sees. There are big, heavy footprints all over the field and his beautiful wheat is flat. "My beautiful, golden wheat!" he shouts. "My sons, come quickly!" The three sons run to their father and look at the field. They don't know what to do.

"Look at the wheat!" cries Andrei. "Look at these big, heavy footprints!" cries Sergei.

"What kind of animal can do this?" asks the old man. "A horse, perhaps," says Ivanushka. "A horse! Don't be silly, Ivanushka!" says Andrei. "Go and collect mushrooms!" "Silly Boy! Go back and sit on the stove!" says Sergei.

★ Read the story again and put the events in the correct order.

- a They are all very upset.
- b The farmer goes to his field as usual.
- c The farmer and his sons don't know what to do.
- d The farmer calls his sons.
- e There are big, heavy footprints all over the field.
- f Ivanushka thinks a horse can make such footprints.

★  Let's sing.

There's something in the wheat field,
It's stamping on the wheat.
There's something in the wheat field
With four big heavy feet!

Four big heavy feet – boom, boom!
Four big heavy feet!
There's something in the wheat field
With four big heavy feet!



★ Read the words/sentences first to yourself, then aloud.

/b/ dog, box, job, long, orange;
 Put that dog
 Put that dog in the box
 Put that dog in the orange box
 Put that dog in the orange box, Molly.



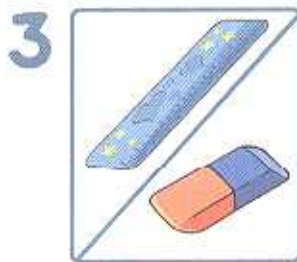
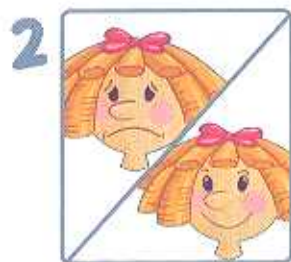

/æ/ sad, dad, rap, band, land, and, man, have, happy, Jack;
 Jack and Jill are sad. They haven't got any water.
 "Let's get some water, Jill," says Jack. So Jack and Jill go up a hill. They have got some water now. Jack and Jill are very happy.



/ə/ ruler, rubber, brother, sister, singer, teacher, sharpener, blazer, cleaner;
 "Where's your ruler?" the teacher asks Peter. "Where's your rubber? Where's your sharpener?" "They're in my blazer," says Peter. "Where's your blazer?" "At home, Miss," says Peter.



★ Listen and choose the right picture.



★ Sing.

My dog's got a job,
 He's a singer in a band!
 His raps are the happiest
 Songs in all the land!



1 Look, read and complete.



- 0 This is Lee's **grandma**.
 1 This is Lee's
 2 This is Lee's
 3 This is Lee's
 4 This is Lee's
 5 This is Lee's

2 Look, read and choose **a** or **b**.

18

- 0 **a)** eighteen
 b) eight

15

- 1 **a)** five
 b) fifteen

11

- 2 **a)** eleven
 b) nineteen

20

- 3 **a)** twelve
 b) twenty

13

- 4 **a)** sixteen
 b) thirteen

17

- 5 **a)** seven
 b) seventeen

3 Read and match.

- 0 It is a Alvin.
 1 She is b friends.
 2 We are c a vase.
 3 He is d Erlina.

0 **c** 1 2 3

4 Read and fill in: **Who's, happy, name, is she.**

- 0 **A:** What's your **name**?
B: I'm John.
 1 **A:** that?
B: That's my dad.
 2 **A:** Are they?
B: Yes, they are.
 3 **A:** How old?
B: She's seventeen.


Now I can

- talk and write about my family
- count from 1 to 20
- talk about jobs

in English

2 At the Toy Shop

1 Listen, point and repeat.



2 Ask and answer questions.



3 Listen, point and repeat.

bus lorry helicopter big small

30 32 40 46 50

thirty thirty-two forty forty-six fifty

4 Who's the winner, A or B? Read and say.

Thirty!	Forty-six!	Fifty!
Thirty-two!	Forty-eight!	Forty!
Twenty-five!	Twenty-four!	Thirty-nine!

A


B	I	N	G	O
30	28	24		
46	48	22		
32	25	50		

B

B	I	N	G	O
30	50	25		
46	48	32		
40	24	39		

5 Talk with your friend.

A: Happy Birthday, Sam. Here's your present.
 B: Wow! A car! Thank you.
 A: You're welcome!





These/Those (GR 119)

★ Remember:

this (singular) - **these** (plural) | **that** (singular) - **those** (plural)

These presents are for Tom.



Those roller-skates are cool!

- We use **these** to talk about things that are **near us**.
e.g. **These** are my teddy bears.
- We use **those** to talk about things that are **far away from us**.
e.g. **Those** cameras are nice!



Match the sentences to the pictures.

- This is a car. e
- That is a train.
- These are presents.
- These are cameras.
- These are planes.
- Those are bikes.

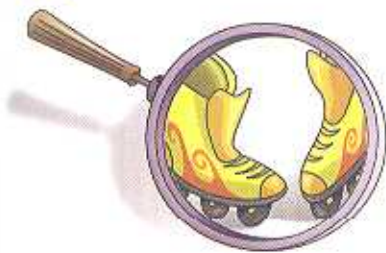


2 Write the sentences.


- 1 **This is my teddy bear.**
These are my teddy bears.
- 2
These are my cameras.
- 3 That is my ball.
.....
- 4
Those are my pens.
- 5 This is my ruler.
.....
- 6
These are my books.



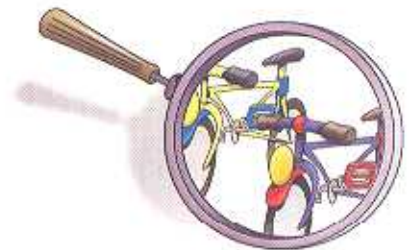
3 Complete the sentences. Use **This**, **These**, **That** or **Those**.



1 **These** are roller-skates.



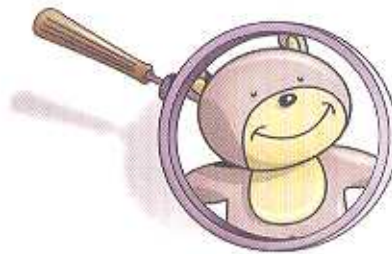
2 is a car.



3 are bikes.



4 are cameras.



5 is a teddy bear.



6 is a train.



Plural numbers (GR 119)

- Most nouns form the plural by adding **-s**.
e.g. one cat – two cats /s/

- Nouns that end in **-x, -s, -ss** or **-ch**, take **-es** in the plural.

e.g. one fox



– two foxes /ɪz/



e.g. one bus



– two buses /ɪz/



e.g. one dress



– two dresses /ɪz/



e.g. one watch



– two watches /ɪz/



- Nouns that end in **-y**, drop the **y** and take **-ies** in the plural.

e.g. one fairy



– two fairies /ɪz/



e.g. one lorry



– two lorries /ɪz/



Put the words in plural.

1 boy – boys

5 apple –

2 glass –

6 bus –

3 fox –

7 vase –

4 box –

8 baby –

2 Put the words in plural.



1 rings



2



3



4



5



6

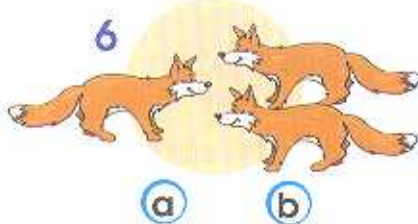

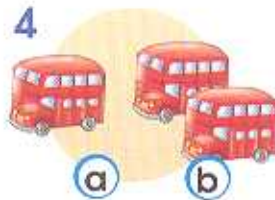
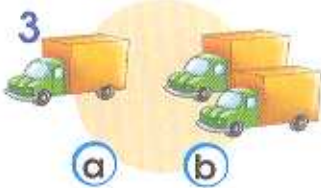
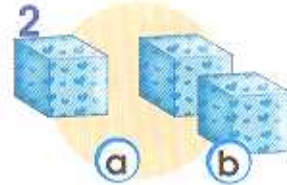
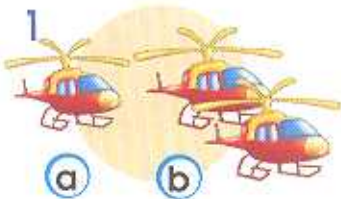


7



8

3 Listen and choose a or b.



Let's play!



	a	b	c
10			
20			
30			
40			
50			

A: Red lorries.

B: 10 b.

2 At the Toy Shop

1 Listen and read the dialogue.



2 Read the dialogue again and correct the mistakes.

1 Oh, this is a **big** bus!

2 Two **yellow** lorries!

3 A **small** car!

Later in the afternoon ...

Happy Birthday, Harry!
Here are your presents!

Happy Birthday, Harry!

7

Oh, thank you!

Look at all
these boxes!

Oh, this is a
nice bus!

8

Look! Two
red lorries!

9

Oh, what's this?

Open it
and see!

10

Wow! A big car!
Thanks, everyone!

11

Get in, Harry!

Help...

Cool! Now it's
an aeroplane!

12


Thanks, Erlina!

Do you like the story? Choose.



2 At the Toy Shop

★ Listen, point and repeat.



★ Listen and complete. Then sing along!

It's my birthday today,
It's my birthday today!
These are my presents,
It's my birthday today!

Here's a kite and a plane,
And a super toy 1)!
These are my presents,
It's my birthday today!

Here's a ball and a 2)
And a new toy guitar!
These are my presents,
It's my birthday today!



3 Who are the cards from? Unscramble the letters to find the names.

A
Dear Harry,
Warm wishes on your
birthday!
With love,
From Emma

B
A Cool Wish
from your
friend!
.....
e L e

C
To Harry
Happy Birthday!
Love,
.....
o M a n


D
Have a great
birthday!
Love,
.....
&
.....
&
.....
v n i l a
&
l a r E i n

4 Portfolio: Make a birthday card for your friend.

FUN TIME

Tongue Twisters! Say the following sentences as fast as you can!

A big blue man blows
big blue bubbles!



Red lorry, yellow lorry,
red lorry, yellow lorry!

Did you Know?



You share your birthday
with 9,000,000 people
around the world.

1 Find and cross out the words. What's the secret message?

doll ball car presents computer bike

A	L	V	I	N	C	A	R
B	I	K	E	B	A	L	L
L	O	V	E	S	R	E	D
C	O	M	P	U	T	E	R
P	R	E	S	E	N	T	S
D	O	L	L	T	O	Y	S




The secret message is

2 Are the sentences True or False? Look at the pictures and choose.



- | | |
|---------------------------------------|--------------|
| 1 Number thirty-three is a lorry. | True / False |
| 2 Number forty-eight is a bus. | True / False |
| 3 Number twenty-eight is a train. | True / False |
| 4 Number twenty-nine is a helicopter. | True / False |
| 5 Number thirty-six is a bike. | True / False |
| 6 Number thirty-one is an aeroplane. | True / False |

3 Which toy shop? Read and choose **a**, **b** or **c**.



1 Wow! A red bike! Can I have one, please?

a

3 That robot is cool! Let's buy one for Tom.

5 Let's buy that ball!

2 Look at those roller-skates! They're cool!

4 I like that red car! Please, Mum, can you buy it for me?

6 That guitar is great! I want a guitar for my birthday.

Sivka-Burka




Listen, point to the pictures, and say the words.



laugh



sleep



Listen and read the story.

"Look at my poor field!" the old man says. "What is this? I want to know! Tonight, my sons, you must stay and **guard** the field. We must **find out** what animal it is!"

"Don't **worry**, Father," says Andrei. "You can **count** on me!"

"You can count on me, too, Father," says Ivanushka. "I can help find this animal."

The two brothers just laugh, but their father **feels sorry** for his youngest son. "Take Ivanushka with you, too," says the old man. "He is a good boy and he can help you." "Oh, alright!" they say. "Don't get in the way!" Andrei says to his younger brother. "Ha! And don't go to sleep!" says Sergei.

1 Look at the words in bold in the text. What do these words mean in your language? Check your answers with the word list.

2 Complete the sentences with the words below.

guard find out worry count on feel sorry for

- 1 Mr Abitov has got two dogs. They **guard** the house and keep everyone away.
- 2 Don't , Marina. I can help you.
- 3 Look at this dog. I it. It looks very hungry.
- 4 Who's got our camera? Vitaliy, you must
- 5 Have you got any problems? I'm here for you. You can me.

3  Let's sing.



Look with your eyes,
Listen with your ears.
Stay together, brothers,
And guard my field!

All for one,
And one for all!
Brothers, stay together!
All for one,
And one for all!
Together's always better!

★ Read the words/sentences first to yourself, then aloud.

/ɔ:/ **all, small, tall, ball, talk, board, morning, forty;**
 "Good morning, boys and girls," says Miss Smith.
 "Don't talk. All the boys come to the board and draw
 a small ball, please."



/ɑ:/ **car, far, barn, farm, farmer, alarm, guitar, father;**
 Mark is a farmer. All the animals on Mark's farm love
 him. "He's great fun!", says Carly the cow. "Mark plays
 the guitar in the barn for us."



/ɜ:/ **girl, thirty, thirteen, Shirley, birthday, purple;**
 Who's that girl in the purple dress? Oh yes. It's Shirley.
 Shirley is thirteen today. Happy Birthday, Shirley.



/eɪ/ **name, skate, plane, day, great;**
 Today is a great day for Kate. It's her birthday. What is
 this? A plane? A plane for Kate? That's great! Happy
 Birthday, Kate!



★ Change the underlined letters to make up new words.

1 me - he

3 far -

5 cat -

2 tall -

4 red -

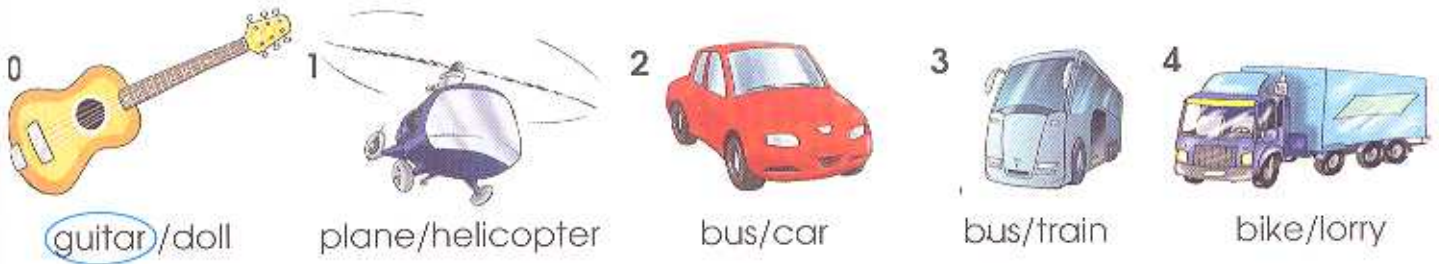
6 box -

★ Sing.


Forty farmers in a barn
 From farms all near and far,
 Forty farmers in a barn
 And Dirk's playing the guitar!



1 Look, read and choose.



2 Look and complete the sentences.
Use: **this**, **these**, **that** or **those**.



0 **These foxes**
are funny!

1
.....
are for my brother.



2
.....
are for my sister!

3
.....
is cool!



4
.....
are super!

5
.....
is great!

3 Count and find the numbers.

- 0 thirty + three = 33
- 1 forty + nine =
- 2 twenty-nine + thirteen =
- 3 eighteen + sixteen =

4 Match.

- 0 c What are these?
 - 1 Look at these roller-skates!
 - 2 Here are your presents!
 - 3 What's this?
- a Open it and see!
 - b They're really cool!
 - c They're teddy bears!
 - d Oh, thank you!

Now I can

- say the names of some toys
- count from 1 to 50
- wish *Happy Birthday* to my friend
- offer my friend a present
- write birthday cards

in English

1 Read and match.

I'm a taxi driver. I drive a taxi in London, England. My taxi is black. London taxi drivers are the best in the world.



I'm a taxi driver in New York, USA. I drive a yellow taxi. There are a lot of yellow taxis on the streets of New York.



I live in Hong Kong, China and I'm a taxi driver there. In Hong Kong, taxi drivers drive red and grey taxis.



2 Read and answer the questions.

This is Yuri. He is a taxi driver in Moscow. Yuri drives a yellow taxi. There are a lot of yellow taxis on the streets in Moscow.



This is Alexander. He is a policeman. Alexander can ride a horse really well.

This is Elena. She works for the Russian Fire Services. Her fire engine is number six.



- 1 What is Yuri's job?
- 2 What colour is his taxi?
- 3 What is Alexander's job?

- 4 Can he ride a horse?
- 5 What number is Elena's fire engine?

3 **Portfolio:** Talk with your friend about a person you know and his/her job. Then write about him/her.



1 Put the things into the correct bins!

Let's Recycle!



2  Let's sing!



Paper, plastic, glass and tin,
Put it all in your recycling bin!
Love our planet, keep it clean,
Always remember the recycling bin!

3 Unscramble the words and complete the poems.
The words are from the song in Ex. 2.

Recycling In My Home

Recycling in my home goes round and round,
Round and round, round and round.
Recycling in my home goes round and round,
All day long.

Paper, 1) **apltisc**, glass and tin,
Glass and tin, glass and tin,
Paper, 2) **apltisc**, glass and tin,
All in the 3) **enryclcig** bin!




Recycle












Let's recycle what we use
We love our 4) **lnaept**, yes we do!
Let's start now, we can't wait.
Let's start now, it's not too late!



4 Design a sticker for your recycling bin.



1 What is Mona's favourite toy? Break the code!

 A	 B	 C	 D	 E	 F
 G	 H	 I	 J	 K	
 L	 M	 N	 O	 P	
 Q	 R	 S	 T	 U	
 V	 W	 X	 Y	 Z	



It's a



2 Write down your favourite toy in code.

Troll Tales!



1 Listen and read the story.

1 Happy Birthday, Trog!

2 How old are you today?

Seven!

Happy Birthday, Pog!

3 Here are seven balloons.

4 Wow! There are red, blue and yellow balloons!

They are for you!

5 Be careful, Trog!

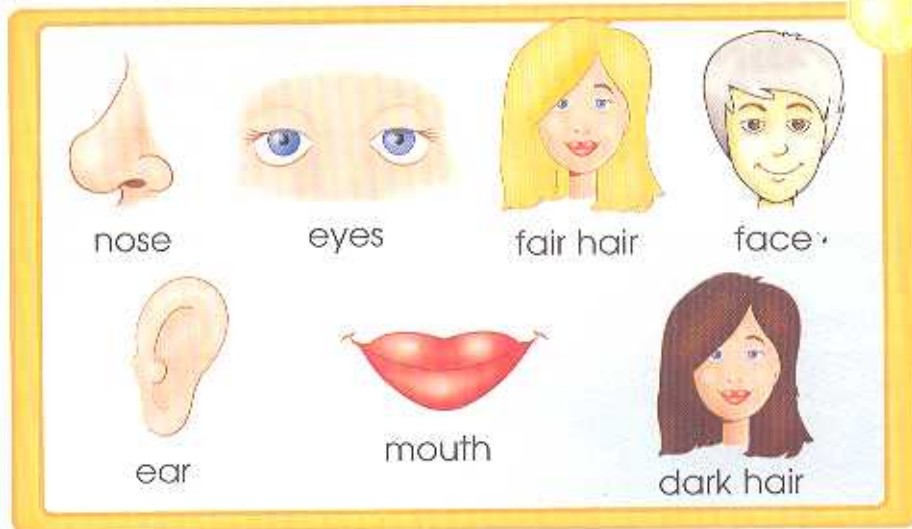
6 Ahhh! Whoops!!

Bye, Trog!

• Now take roles and read.

3 It's So Cute!

1 Listen, point and repeat.



2 Talk with your friend.

A: What does Emma look like?

B: She's got fair hair and blue eyes.



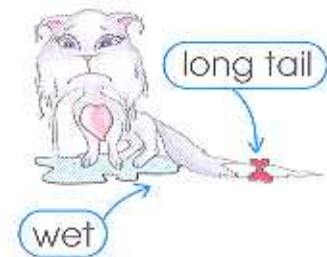
3 Listen and choose a, b or c.

• Which one is Sammy?



FAIRY FILES FAIRY FILES

★ Listen, point and repeat.



★ Choose and complete the text.

legs nose ~~head~~ feet ears eyes

My monster!

My monster has got a big 1) **head** and a long 2) It's got three 3), short 4) and big 5) It hasn't got 6) It is very funny.



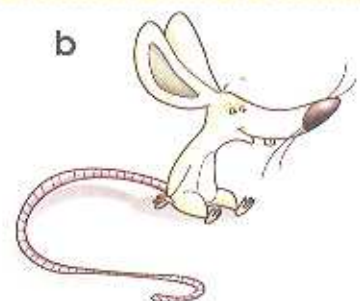
★ Match the texts to the pictures.

1 It has got small eyes and a big nose. It has got big ears and a long tail. It's white. What is it?

2 It has got a big head and a big mouth. It's got a short tail. It's brown and white. What is it?




3 It has got a long tail and small ears. It has got a pink nose. It's wet. What is it?






The verb 'have got' (GR 119)

Affirmative	
Long form	Short form
I have got	I've got
You have got	You've got
He has got	He's got
She has got	She's got
It has got	It's got
We have got	We've got
You have got	You've got
They have got	They've got



Funny Faces! Complete the sentences. Then match them to the pictures.



- | | | |
|----------------------------------|---|-----------------------------------|
| 1 She's got big eyes. | A | 4 It got a big mouth. |
| 2 They got fair hair. | | 5 He got a long nose. |
| 3 They got big ears. | | 6 They got short hair. |

2 Fill in: **have got** or **has got**.

- 1 Tammy **has got** fair hair.
- 2 David a funny mask.
- 3 Joey and Tom a dog.
- 4 Eddy a radio.
- 5 We a big house.
- 6 My kitten a small nose.
- 7 I a red bike.
- 8 My teacher a new car.
- 9 You brown eyes.
- 10 Tracey and Kelly long hair.

3 Make sentences.

- 1 she/red hair
She has got red hair.
- 2 he/a house/in London
.....
- 3 I/a baby brother
.....
- 4 her house/a little garden
.....
- 5 he/a fast car
.....
- 6 Mark/a big nose
.....
- 7 Kelly and Frank/a cute cat
.....
- 8 We/a small house/in the country
.....

4 Read and choose **a** or **b**.

- 1 **a)** My dog has got a long black tail.
b) My dog have got a long black tail.
- 2 **a)** My brother and sister have got red hair.
b) My brother and sister has got red hair.
- 3 **a)** Look! We's got a TV in our room.
b) Look! We've got a TV in our room.
- 4 **a)** Andrew has got three balloons.
b) Andrew have got three balloons.
- 5 **a)** I've got four pencils in my pencil case.
b) I's got four pencils in my pencil case.
- 6 **a)** You's got blue eyes.
b) You've got blue eyes.



The verb 'have got' (GR 119)

Negative		Interrogative
Long form	Short form	
I have not got	I haven't got	Have I got ?
You have not got	You haven't got	Have you got ?
He has not got	He hasn't got	Has he got ?
She has not got	She hasn't got	Has she got ?
It has not got	It hasn't got	Has it got ?
We have not got	We haven't got	Have we got ?
You have not got	You haven't got	Have you got ?
They have not got	They haven't got	Have they got ?

Short answers

e.g. **Have** I/you/we/they **got** a car?
Yes, I/you/we/they **have**.
No, I/you/we/they **haven't**.

Has he/she/it **got** long legs?
Yes, he/she/it **has**.
No, he/she/it **hasn't**.



Ask and answer, as in the examples.



1 A: **Has she got** dark hair?
 B: **No, she hasn't. She's got red hair.**



4 A:
 a long tail?
 B:



2 A: **Has he got** a dog?
 B: **Yes, he has.**



5 A:
 caps?
 B:



3 A:
 a bike?
 B:



6 A:
 a car?
 B:




Plural number – Irregular plurals (GR 119)

Read and match. Then listen and check.

<p>1</p> <p>man</p>	<p>2</p> <p>woman</p>	<p>3</p> <p>child</p>	<p>4</p> <p>tooth</p>	<p>5</p> <p>foot</p>
<p>a</p> <p>teeth</p>	<p>b</p> <p>men</p>	<p>c</p> <p>feet</p>	<p>d</p> <p>women</p>	<p>e</p> <p>children</p>



Spot the differences.



1 (man) In picture a, there's one man. In picture b, there are two men.

2 (woman)

3 (child)

3 It's So Cute!

1 Listen and read the dialogue.



2 Read the dialogue again and choose **a** or **b**.

1 I've got wet hair.

a Lee


b Emma

2 We've got wet legs and feet.

a Emma & Mona

b Lee & Harry

2



7

Look, it hasn't got a big body!



8

But it's got a long tail.

We've got wet legs and feet.

s got eyes.



9

Ugh! I've got wet hair.



10

Yes, but we haven't.

6



11

Time for some fun!



12

Now we're all wet!

Do you like the story? Choose. 😊 😊 😊

3 It's So Cute!

★ Listen and read.



I've got hair on my ears.
I've got hair on my head.
I've got hair on my tail.
I've got hair on my legs!



*I've got hair everywhere,
From my head to my feet!
I've got hair everywhere,
I'm a kitten and I'm sweet!*





I've got hair on my tummy.
I've got hair on my feet.
And when I lick my body,
I've got hair on my teeth!



★ Let's make a mask.

★ Now sing and do!



3  Read the text and choose the right words.

MY HERO! by Dylan

My hero is Shrek. He is very funny. He's got a
1) **big/small** head and 2) **brown/blue** eyes.
Look at his ears! They're very long! Shrek has got
3) **big/small** hands and feet, too. He's fantastic!



4 **Portfolio:** Draw your favourite character. Write about him/her.

FUN TIME

Read the proverb. What does it mean? Have you got the same proverb in your language?



One hand washes the other.

Did you Know?



Dolphins sleep with one eye open.

Mosquitoes have got teeth!



1 Look and complete the words.



1 e y e



2 _ a _



3 _ _ s _



4 m _ _ _ _



5 _ _ c _



6 _ _ _ r

2 Read and choose the right words.

Tina has got a little 1) kitten/puppy. It has got small 2) ears/ear and a small 3) brown/pink nose. It has got two big blue 4 eye/eyes. Its name is Belle.



3 Unscramble the letters. Find the words.


- Sue is very beautiful. She's got big blue **syee**.
- Look at that man. He's got a big **osne**.
- The baby has got pretty small **raes**.
- Giraffes have got long **egsl**.
- It's got a long **liat**.
- Bob has got short red **iarh**.

eyes


.....

4 Look, read and answer the questions.

Maxim




Sasha




- 1 Who's got a big head? **Sasha**
- 2 Who's got long arms?
- 3 Who's got long legs?
- 4 Who's got long tails?
- 5 Who's got big ears?


Borris & Masha



Ivan & Alek



Alena & Natasha



5 Read and colour the picture.

This is Bozo the clown. He's got pink hair, blue eyes and a red mouth. Look at his nose. It's orange! Bozo has got a green hat, too. He's very funny!



Sivka-Burka



Listen, point to the pictures, and say the words.




silver



tired



yawn



Listen and read the story.

That night, the three brothers go to the field. They take some bread and cheese with them. They eat and then sit down in the field to wait. The night is very still and quiet. The moon is shining on the wheat, and it makes it look like silver. Andrei and Sergei start to feel very sleepy.

"There's nothing to see," says Andrei. "This is really boring!" "I'm tired," says Sergei and yawns.

Before long, Andrei and Sergei fall asleep, but not Ivanushka. He sits back and looks up at the stars. "What a wonderful night!", he says. "The stars look magical tonight." Suddenly there is a loud noise like thunder. The field begins to shake. "What is that?" cries Ivanushka and jumps up. He looks at his brothers, but they are still sleeping.

1 Read the summary and correct the mistakes.

That **1) morning**, the three brothers go to the **2) mountain**. They take some bread and **3) honey**. They eat and then sit down in the field to wait. The night is very still and **4) noisy**. The moon is shining on the wheat, making it look like **5) gold**. Andrei and Sergei start to feel very **6) happy**.

1 2 3 4 5 6

2 Read the story again and choose **a** or **b**.

- | | |
|---|------------------------------------|
| 1 <i>They take some bread ...</i> | 3 <i>I'm tired.</i> |
| a the three brothers | a Sergei b Andrei |
| b Sergei and Andrei | |
| 2 <i>... making <u>it</u> look like silver.</i> | 4 <i>He sits back.</i> |
| a the moon b the wheat | a Ivanushka b Sergei |

3  Let's sing!



There's magic in the air,
 Feel it in the night.
 Feel it in the stars above,
 And in the moonlight!

Can you feel the magic?
 There's magic in the air.
 Can you feel the magic?
 There's magic everywhere!


There's magic in the air
 Feel it in the night.
 Feel it in the stars above,
 Tonight will be the night!

1 Read the words/sentences first to yourself, then aloud.

/ʊ/ look, book, good, foot;
 Look!
 Look! My book
 Look! My good book is
 Look! My good book is under your foot!



/oʊ/ no, go, nose, note, home, those, old, know;
 "Take this note to Mr Jones, Tony," says Mrs Bones.
 "Who's Mr Jones?" asks Tony. "I don't know him."
 "His home is up the hill," says Mrs Bones.
 "Oh yes, I know," says Tony. "He's the old man with the big nose!"



/eə/ ear, dear, hear, near, real, Neal;
 Dear Neal, come near. I can't hear you well.
 My ear hurts.



/eə/ hair, chair, fair, bear, where, careful;
 Ben is a beautiful bear. He's got fair hair. Where is Ben now? There he is, on that chair. Be careful dear Ben!



2 Find the odd one out.

- | | |
|------------------------------|----------------------------------|
| 1 good – book – foot – come | 3 ear – jeans – near – real |
| 2 shop – home – nose – those | 4 chair – where – cake – careful |

3 Sing.

My poor old bear
 Has got no nose
 And only one good ear!
 And now his hair
 Is no longer fair,
 But to me, my Teddy's dear!




1 Look, read and choose the right words.



0 It's got a short **tail**/hair.



1 They've got hair on their **feet/arms**.



2 It's got big **ears/eyes**.




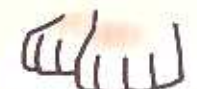

3 He's got a big **nose/mouth**.



4 It's got three **hands/heads**.

2 Look, read and complete.

A: What is your 0)  **dog** like?

B: He's got a big 1)  and small brown 2) 
 He's got dark 3)  , too! He's really cute!

3 Read and choose.

- 0 **Has**/Have she got green eyes?
- 1 They **hasn't/haven't** got fair hair.
- 2 Sam and I **have/has** got big feet.
- 3 **Have/Has** he got a brother?
- 4 Her cat **has/have** got a short tail.
- 5 I **hasn't/haven't** got blue eyes.
- 6 **Has/Have** you got red hair?
- 7 We **haven't/hasn't** got a big nose.
- 8 I **have/has** got dark hair.

4 Put the words in plural.

- 0 child – **children**
- 1 tooth –
- 2 man –
- 3 foot –
- 4 woman –

Now I can

- say the names of the parts of my body
- describe a person/an animal
- say and write what my hero is like

in English

4 Talent Show

1 Listen, point and repeat.



dance



jump



play the piano



swim



ride a horse



draw



fly

2 Read the poem and unscramble the words.

I can 1) **ednac**

And I can

2) **wadr**

Yes, of course! Yes,

of course! I can

3) **wsmi**

And I can

4) **fyl**

Oh me, oh my!



Let's play!

I can dance.

I can sing.



3 Listen, point and repeat.



glasses



rabbit

hop

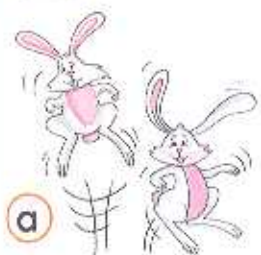


magician




see

4 Match the sentences to the pictures.



a



b



c



d



e



f

1 They can hop.

3 They can run.

5 They can swim.

2 They can jump.

4 They can fly.

6 They can climb.

5 Look at the animals in Ex. 4 for one minute before you close your books. What can the animals do?

Teacher: Mice

Student: They can run!

6 Let's sing!



We're Zappy and Zip.
 We can do magic tricks!
 What can we do? What can we do?
 We're Zappy and Zip.
 We can do magic tricks!
 We can fly, we can fly!
 Zipperoo!





The verb 'can' (GR 120)

I can fly. Can you fly?



No, I can't.

Affirmative	Negative		Interrogative
	Long form	Short form	
I can	I cannot	I can't	Can I?
You can	You cannot	You can't	Can you?
He can	He cannot	He can't	Can he?
She can	She cannot	She can't	Can she?
It can	It cannot	It can't	Can it?

Short answers

e.g. Can I swim?

Yes, you can./No, you can't.

Can you swim?

Yes, I can./No, I can't.

Can he/she/it swim?

Yes, he/she/it can.

No, he/she/it can't.



Complete the sentences. Use: can or can't.



She **can't** play the piano.



He ride a bike.



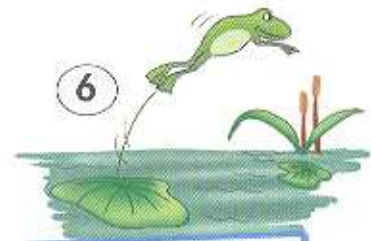
She swim.



It sing.



He dance.



It jump.

2 Find someone in the class who can ...

	NAME
1 play the piano.	
2 dance.	
3 ride a horse.	
4 swim.	
5 draw.	
6 ride a bike.	

Julie, can you play the piano?



Yes, I can.






3 Now tell the class what your classmates can do.


Julie can play the piano ...



3 What about you? Think of three things you can do.

I can
 I can
 I can

4 What can Tina do? What can't she do? Look, read and complete the text.

Tina 1)  can draw and 2)  She 3) 

..... but she 4)  the piano.

She can 5)  but she can't 6) 

The verb 'can' (GR 120)



Affirmative	Negative		Interrogative
	Long form	Short form	
We can	We cannot	We can't	Can we?
You can	You cannot	You can't	Can you?
They can	They cannot	They can't	Can they?

Short answers

- e.g. **Can** we swim? **Yes**, you **can**./**No**, you **can't**.
Can you swim? **Yes**, we **can**./**No**, we **can't**.
Can they swim? **Yes**, they **can**./**No**, they **can't**.

1 Ask and answer.



- 1 (she/ride a horse)
 A: **Can she ride a horse?**
 B: **Yes, she can.**



- 4 (they/fly)
 A:?
 B:



- 2 (they/read)
 A: **Can they read?**
 B: **No, they can't.**



- 5 (they/sing)
 A:?
 B:




- 3 (he/play the piano)
 A:?
 B:



- 6 (she/see)
 A:?
 B:

'Can' (permission) (GR 120)



We use **Can I ...?** to ask for permission when we want to do something.

2 Read the sentences and write questions.

1 You want to ride your friend's horse. His name is Yuri.

Can I ride your horse, Yuri?

2 You want to make some sandwiches with Paul. Ask your mum.

.....

3 You want to go to John's birthday party. Ask your dad.

.....

4 You want to use your friend's pencil. Her name is Olga.

.....

5 You want to fly your sister's kite. Her name is Ana.

.....

6 You want to wash the car. Ask your dad.

.....

3 Read and match.

1 Can I watch TV?

2 Can I go to the park?

3 Can I call Julie?

4 Can I have an apple?

5 Can I have some sweets?

6 Can I eat your sandwich?

a Yes, you can. The phone is on my desk.

b Yes, you can. They're in the fridge.

c No, you can't. It's time for bed.

d No, you can't. They're bad for your teeth.

e No, you can't. I'm hungry.

f No, you can't. It's raining.

4 Talent Show

★ Listen and read the dialogue.



★ Which picture? Read the dialogue again and find the number.

- | | | | |
|------------------------------|---------------|--------------------|---------------|
| 1 I've got an idea! | picture | 3 A white rabbit! | picture |
| 2 Here is the Amazing Harry! | picture | 4 This is for you! | picture |

A few minutes later ...



Thank you! And now, here is the Amazing Harry!



Who can help me?

I can!



Here you are.

Thank you!
Please put your glasses in my hat.



Can you see the glasses?

Yes, we can!



Now, what can you see?

A white rabbit! Wow!



This is for you!

Oh, thank you, Harry. You're a very good magician!

Do you like the story? Choose.



4 Talent Show

1 Listen, point and repeat.




2 Sing and do.

Beep! Beep! Beep!
I can drive my car
Seat belt on, watch me go!
Beep! Beep! Beep!
I can drive my car
Sometimes fast and sometimes slow!

Yeeow! Yeeow! Yeeow!
I can fly my plane
Seat belt on, watch me go!
Yeeow! Yeeow! Yeeow!
I can fly my plane
Sometimes fast and sometimes slow!

Ring! Ring! Ring!
I can ride my bike
Helmet on, watch me go!
Ring! Ring! Ring!
I can ride my bike
Sometimes fast and sometimes slow!



3  Read the text and say **yes** or **no**.

1 Scott is nine years old.

2 He can do karate.

My name's Scott
and I'm eight years old.
I can do a lot of things.
I can swim and
I can do karate, too.
Look at me in my car!
I can drive really well.
Watch me go!



4  Portfolio: Now write about yourself. Draw or stick pictures.

FUN TIME

Did you Know?



Giraffes can
clean their ears
with their tongues.

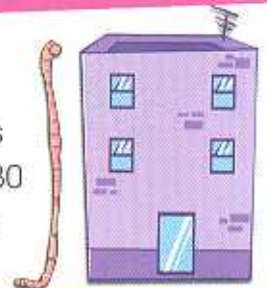


Elephants can't jump.




A snail can sleep for 3 days.

Some worms
can grow to 30
metres long.



ICT: Find some amazing facts about other animals. Present them to the class. You can use the key phrase: **amazing animal facts**.

2 What can Sam do? Look and make sentences.



1 He can play the piano.	3	5
2	4	6

2 Read and complete the text.

I have got two long 1)



ears. I have got four 2)



..... and a small 3)



..... I am fast and I can hop.

I like carrots.


What am I?

I am a 4) _____































3 Think of another animal. Write a riddle for your friend.

4 Read and complete the text.

 **Natalya Smirnova** is from Russia. She is only 1) **seven** years old, but she can do a lot of things. She can 2)  and 3)  really well. Natalya can 4)  too! Her mother can make beautiful clothes and her father can 5)  songs. At the weekend, Natalya likes to sing and dance for her friends and family!

5 Break the code!

												
w	h	a		c	a		y		u	d		?
												
l	c		n	p	l	a		t		e		
												
	i	a		o								

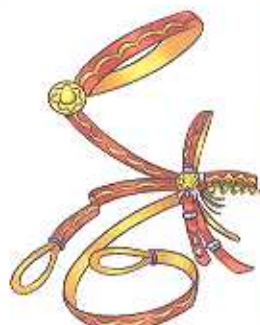
Sivka-Burka



Listen, point to the pictures, and say the words.



saddle




reins



wake up



follow



Listen and read the story.

Ivanushka feels very frightened. He opens his mouth, ready to shout to his brothers. Then he sees a big beautiful brown horse running into the field.

Ivanushka looks at the horse with his mouth still open. The horse has got a golden saddle and silver reins. It looks like a magic horse! It starts to eat the wheat, and Ivanushka walks quietly up to it and grabs the reins. "Aha! I've got you!" he cries.


"Oh, please let me go," says the horse. "I can be your friend. If you ever need my help, just call me three times. Say *Sivka-Burka, come!*" Ivanushka feels sorry for the horse and lets him go, but he does not tell his brothers about the horse. When they wake up, Ivanushka is looking up at the morning sun. "Let's go home now," says Andrei. "What a boring night!" says Sergei. Ivanushka follows his brothers home, smiling to himself.

1 Read the story again and complete the sentences.

- 1 Ivanushka feels very
- 2 He sees a running into the field.
- 3 The horse has got a
- 4 It starts to
- 5 Ivanushka walks quietly up to it and
- 6 He feels and lets the horse
- 7 The next morning they wake up and go

2 Now use the sentences to give a summary of the story.

3  Let's sing!



Magic horse, please come out tonight,
 Come out tonight, come out tonight.
 Magic horse, please come out tonight,
 Dance by the light of the moon.

Golden saddle, silver reins,
 Magic horse, magic horse.
 Golden saddle, silver reins,
 Shine in the light of the moon.

1 Read the words/sentences first to yourself, then aloud.


/ɪ/ tin, bin, big, sing, trick, swim;

The Tin Man is sad. He can't swim. "What's the matter?" asks Jill. "I can't swim," says the Tin Man. "I've got an idea!" says Jill. "Come with me!" So the Tin Man follows Jill. "Look! A big bin!" says Jill. "You can learn to swim in this big bin!"



/eɪ/ sail, tail, fail, wait, whale, face;

This is Jane. Jane likes to sail. Look! Whose tail is this? Ah yes, it's Miss Whale's. "Hello, Jane," says Miss Whale. "Let's set sail!"



/aɪ/ eye, fly, sky, ride, like, kite, white, climb, knight;


Mike is a white kite. He's alone in the sky. One day Mike sees a bike. "Hello," says Mike. "Hi," says the bike. "Can you ride a bike?" "No," says Mike. "Can you fly?" "No," says the bike. "But I can climb!" So the bike climbs up the hill. Now Mike isn't alone. He's got a friend.



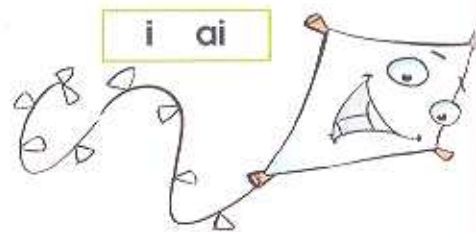
2 Complete the words.



1 tr.....



2 wh.....le



3 k.....te

3 Sing.

The big whale swims at night
Its tail is like a snail!
It likes to sing when the tide is high
And the moon is white and pale!



1 Look, read and put a tick (✓) or a cross (X).



dance



swim



see



hop

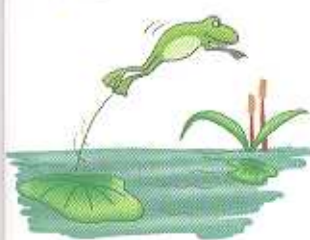


sing



read

2 Look and match.



Frank



Lisa



Sue



Rita



3 Read and choose a or b.

- 0 A: Who can help me?
B: a) I am!
b) I can!
- 1 A: Please put your glasses in the hat.
B: a) Here you are!
b) A white rabbit!
- 2 A: This is for you!
B: a) Yes, please.
b) Oh, thank you!
- 3 A: Can you see the glasses now?
B: a) No, we can't!
b) No, you can't!
- 4 A: Are they your friends?
B: a) Yes, we are.
b) Yes, they are.

- 0 The frog can jump.
1 Frank can swim.
2 Lisa can ride a bike.
3 Rita can't ride a horse.
4 Sue can play the piano.

Now I can

- say and write what I can do
- ask you what you can do

in English


Rachel Atherton

This is **Rachel Atherton**. She's from the UK. Rachel's got red hair and brown eyes. She can ride a bike really well.



Ronaldinho

This is **Ronaldinho**. He's from Brazil. Ronaldinho's got long dark hair and brown eyes. He can play football really well! He's great!



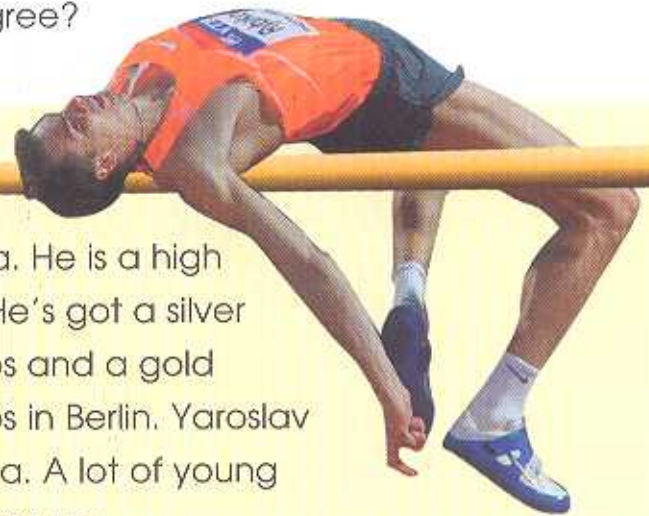
1 Read the texts and answer the questions.

- 1 Who's from Brazil?
- 2 Who's got red hair?
- 3 Who can play football?
- 4 Who can ride a bike?



2 Read and complete the sentences.

This is **Alexandra Kosteniuk**. Alexandra can play chess really well. If you like chess, you can buy her book *How I became Grandmaster at Age 14*. You can also buy Alexandra's chess boards and DVDs. Alexandra is an International Grandmaster and Women's World Chess Champion of 2008. Many young people in Russia look up to Alexandra. She says that chess is cool! Do you agree?



Yaroslav Rybakov is from Russia. He is a high jumper. His best high jump is 2.38 metres. He's got a silver medal from the 2005 World Championships and a gold medal from the 2009 World Championships in Berlin. Yaroslav is very popular with young people in Russia. A lot of young athletes want to be like him when they grow up.

- 1 Alexandra Kosteniuk can play really well.
- 2 She is an International Grandmaster and Women's World Chess Champion of
- 3 She says that chess is really
- 4 Yaroslav Rybakov's best jump is
- 5 He's got a gold in Berlin.
- 6 A lot of young athletes want they grow up.

- 3 **Portfolio:** ICT - Talk with your friend about your favourite sports person. Then write about him/her.

1 Read the poem. What can rabbits do in Bunnyland?

Can rabbits sing?
Yes, they can! Yes, they can!
And they can play the piano
In funny Bunnyland!
Can rabbits dance?
Yes, they can! Yes, they can!
And they can do karate
In funny Bunnyland!



2 You are in Bunnyland. Write a letter to your pen-friend.



Dear

Hi! Guess what! I'm in Bunnyland! It's lots of fun here. The rabbits in Bunnyland are so clever!

They can

.....

.....

Wish you were here!

Love,

.....

Troll Tales!




1 Listen and read the story.



• Now take roles and read.




Merry Christmas!

1  Listen and sing.

Oh, Christmas tree,
Oh, Christmas tree,
Your leaves are never changing!
Oh, Christmas tree,
Oh, Christmas tree,
Your leaves are never changing!

They are all green when summer's here,
They are all green when winter's near.
Oh, Christmas tree,
Oh, Christmas tree,
Your leaves are never changing!



2 Look, read and say.

Dear 1)



Santa,

My name's Paul. I'm 2)



years old. My 3)



is at 45 Pine Road. Can I have a new 4)



for

Christmas, please? My stocking is in the 5)



Merry Christmas!

Love,

Paul

3 Make a Christmas stocking.



Грамматический справочник

Starter Unit

Полезные вопросы

- Когда мы хотим представиться собеседнику, мы говорим: *Hi, I'm ...* или *Hello, my name's ...*

Hi, I'm Lee.

- Когда мы хотим узнать, как зовут собеседника, мы спрашиваем: *What's your name?* (Как тебя/вас зовут?)

What's your name?

My name's Jane.

- Когда мы хотим уточнить, как пишется имя собеседника, мы спрашиваем: *How do you spell it?* (Как пишется твоё/ваше имя?)

What's your name?

George.

How do you spell it?

G-E-O-R-G-E

- Когда собеседник представляется нам, мы отвечаем: *Nice to meet you.*

Hello, I'm Tina.

Nice to meet you, Tina.

- Когда мы хотим узнать, кто стоит вдалеке, мы спрашиваем: *Who's that?* (Кто там?)

Who's that?

That's my friend, Tom.

Примечание: В разговорной речи мы обычно используем краткую форму глагола "to be".

What's ...? = What is ...?

Who's ...? = Who is ...?

That's ... = That is ...

Неопределённый артикль a/an

- Мы ставим артикль **a** перед существительными, которые начинаются с согласных звуков (**b, c, d, f, g ...**).

a book a desk a pencil

- Мы ставим артикль **an** перед существительными, которые начинаются с гласных звуков (**a, e, i, o, u**).

an apple an elf an orange

Указательные местоимения this/that

- Мы используем **this**, когда предмет находится рядом с нами.

This is my new computer. (Это мой новый компьютер).

- Мы используем **that**, когда предмет находится далеко от нас.

That house over there is Kelly's. (Вон тот дом – это дом Келли).

Множественное число существительных

К большинству существительных во множественном числе добавляется окончание **-s**.

book – books

apple – apples

ruler – rulers

Притяжательный падеж

Когда мы хотим сказать, кому принадлежит та или иная вещь, мы добавляем **'s** к имени человека или названию животного:

This is Mark's pen./This pen is Mark's.

Повелительное наклонение

- Мы употребляем повелительное наклонение для выражения приказа или просьбы.

- Мы используем начальную форму глагола.

Listen to me! Stand up!

- Отрицательная форма повелительного наклонения образуется при помощи **don't** и начальной формы глагола.

Don't write! Don't talk.

Module 1

Глагол to be (быть, находиться)

Утверждение		Вопрос
Полная форма	Краткая форма	
I am	I'm	Am I?
You are	You're	Are you?
He is	He's	Is he?
She is	She's	Is she?
It is	It's	Is it?
We are	We're	Are we?
You are	You're	Are you?
They are	They're	Are they?

Отрицание	
Полная форма	Краткая форма
I am not	I'm not
You are not	You aren't
He is not	He isn't
She is not	She isn't
It is not	It isn't
We are not	We aren't
You are not	You aren't
They are not	They aren't

В разговорной речи мы обычно используем **краткую форму**.

I'm Harry.

Краткие ответы

- Are you a teacher? — Yes, I am.
No, I'm not.
- Is he/she/it five? — Yes, he/she/it is.
No, he/she/it isn't.
- Are you brothers? — Yes, we are.
No, we aren't.
- Are they blue? — Yes, they are.
No, they aren't.

Module 2

Указательные местоимения **these/those**

- Мы используем **these**, когда предметы находятся рядом с нами.
These are my new shoes.
- Мы используем **those**, когда предметы находятся далеко от нас.
Those children over there are Bob's.

Множественное число существительных

- К большинству существительных во множественном числе добавляется окончание **-s**.
helicopter – helicopters
bike – bikes
car – cars
- К существительным, оканчивающимся на **-x, -s, -ss** или **-ch**, во множественном числе добавляется окончание **-es**.
box – boxes *glass – glasses*
bus – buses *watch – watches*

- Существительные, оканчивающиеся на **согласную + y**, теряют **y** и приобретают **-ies** во множественном числе.
fairy – fairies *family – families*
Но: *boy – boys*

Module 3

Утверждение		Вопрос
Полная форма	Краткая форма	
I have got	I've got	Have I got?
You have got	You've got	Have you got?
He has got	He's got	Has he got?
She has got	She's got	Has she got?
It has got	It's got	Has it got?
We have got	We've got	Have we got?
You have got	You've got	Have you got?
They have got	They've got	Have they got?

Отрицание	
Полная форма	Краткая форма
I have not got	I haven't got
You have not got	You haven't got
He has not got	He hasn't got
She has not got	She hasn't got
It has not got	It hasn't got
We have not got	We haven't got
You have not got	You haven't got
They have not got	They haven't got

Глагольная конструкция **have got**

★ **Запомни:** I've = I have He's = He has

В разговорной речи мы обычно используем **краткую форму**.

I've got fair hair.

Краткие ответы

- Have I/you/we/they got a car? — Yes, I/you/we/they have.
No, I/you/we/they haven't.
- Has he/she/it got long legs? — Yes, he/she/it has.
No, he/she/it hasn't.

Особая форма множественного числа существительных

Ряд существительных или некоторые существительные имеют особую форму множественного числа:

man – **men**

woman – **women**

child – **children**

foot – **feet**

tooth – **teeth**

Module 4

Глагол **can** (мочь, уметь)

Глагол **can** показывает, что кто-то может (способен) что-то делать.

I can ride a bike.

Утверждение	Вопрос
I can	Can I?
You can	Can you?
He can	Can he?
She can	Can she?
It can	Can it?
We can	Can we?
You can	Can you?
They can	Can they?

Отрицание	
Полная форма	Краткая форма
I cannot	I can't
You cannot	You can't
He cannot	He can't
She cannot	She can't
It cannot	It can't
We cannot	We can't
You cannot	You can't
They cannot	They can't

★ **Запомни:** I **can't** = I **cannot**, но **cannot** менее употребляемая форма.

Краткие ответы

Can I/you/he/she/it draw? { Yes, I/you/he/she/it can.
No, I/you/he/she/it can't.

Can we/you/they swim? { Yes, we/you/they can.
No, we/you/they can't.

Глагол **can** в значении разрешения

Мы задаем вопрос **Can I ...?** для того, чтобы попросить разрешение что-либо сделать. На такой вопрос мы обычно отвечаем: **Yes, you can.** или **No, you can't.**

Can I go to Ivan's birthday party?

Yes, you can.

Can I watch TV?

No, you can't.



А а

above /ə'blʌv/ наверху
 actor /'æktə/ актёр
 actress /'æktɹəs/ актриса
aeroplane /'eərəpleɪn/ самолёт
 agree /ə'ɡri:/ соглашаться
 air /eə/ воздух
 all over /,ɔ:l 'əʊvə/ повсюду
 alright /ə:l'raɪt/ в порядке
 aluminium /,ælə'mɪniəm/ алюминий
 angry /'æŋɡri/ злой
 another /ə'nʌðə/ другой
 apple /'æpl/ яблоко
arm /ɑ:m/ рука
 around /ə'raʊnd/ вокруг
 ask /ɑ:sk/ спрашивать
 athlete /'æθli:t/ атлет
 Australia /n'streɪliə/ Австралия

В в

back /bæk/ спина
 balloon /bə'lu:n/ воздушный шарик
 band /bænd/ музыкальная группа
 bandana /bæn'dænə/ бандана
 barn /bɑ:n/ амбар
 beautiful /'bjʊ:tɪfəl/ красивый
 beef /bi:f/ говядина
 before long /bɪ,fɔ: 'lɒŋ/ вскоре
 best /best/ лучший
 better /'betə/ лучше
big /bɪɡ/ большой
bike /baɪk/ велосипед
 bird /bɜ:d/ птица
black /blæk/ чёрный
 blazer /'bleɪzə/ пиджак, куртка
 blow /bləʊ/ надуть

blue /blu:/ синий
board /bɔ:d/ школьная доска, доска
body /'bɒdi/ тело
book /bʊk/ книга
 boring /'bɔ:riŋ/ скучный
 bottom /'bɒtəm/ низ
 branch /brɑ:ntʃ/ ветка
 Brazil /brə'zi:l/ Бразилия
bread /bred/ хлеб
brother /'brʌðə/ брат
 brush /brʌʃ/ наносить кисточкой
 (краску)
 bubble /'bʌbl/ пузырь
 bull /bʊl/ бык
bus /bʌs/ автобус
 buy /baɪ/ покупать

С с

call /kɔ:l/ называть, звать; звонить
camera /'kæmərə/ фотоаппарат
 Canada /'kænədə/ Канада
car /kɑ:/ машина
 careful /'keəf(ə)l/ осторожный
 be careful – будь осторожен
 celebrate /'seləbreɪt/ праздновать,
 отмечать
chair /tʃeə/ стул
 champion /'tʃæmpɪən/ чемпион
 cheese /tʃi:z/ сыр
 chess /tʃes/ шахматы
 child /tʃaɪld/ ребенок
 China /'tʃaɪnə/ Китай
 class /kla:s/ класс
classroom /'kla:sru:m/ классная
 комната
 cleaner /'kli:nə/ уборщик

clever /klevə/ умный

climb /klaɪm/ взбираться

clothes /kləʊðz/ одежда

clown /klaʊn/ клоун

collect /kə'lekt/ собирать

colour /'kʌlə/ 1. цвет;
2. раскрашивать

cool /ku:l/ классный (сленг)

It's cool! – Классно! (сленг)

count /kaʊnt/ считать

You can count on me! – Можешь на
меня рассчитывать!

country /'kʌntri/ страна

crown /kraʊn/ верхушка дерева

cry /kraɪ/ кричать

cute /kju:t/ хорошенький, симпатичный

D d

dad /dæd/ папа

dance /dɑ:ns/ танцевать

day /deɪ/ день

all day long – весь день

dear /dɪə/ дорогой

desk /desk/ парта

different /'dɪf(ə)r(ə)nt/ разный

dog /dɒg/ собака

doll /dɒl/ кукла

dolphin /'dɒlfɪn/ дельфин

draw /drɔ:/ рисовать

dress /dres/ платье

drink /drɪŋk/ пить

drive /draɪv/ водить (машину)

dumb /dʌm/ глупый

dust /dʌst/ пыль

E e

ear /ɪə/ ухо

eat /i:t/ есть

eight /eɪt/ восемь

eighteen /eɪ'ti:n/ восемнадцать

elephant /'elɪfənt/ слон

eleven /ɪ'lev(ə)n/ одиннадцать

elf /elf/ эльф

everyone /'evriwʌn/ все

everywhere /'evriweə/ везде

eye /aɪ/ глаз

F f

face /feɪs/ лицо

fail /feɪl/ проигрывать

fairy /'feəri/ фея

false /'fɔ:ls/ неверно

family /'fæməli/ семья

famous /'feɪməs/ известный

fantastic /fæn'tæstɪk/ потрясающий

farm /fɑ:m/ ферма

farmer /'fɑ:mə/ фермер

fast /fɑ:st/ быстрый

favourite /'feɪv(ə)rɪt/ любимый

feel /fi:l/ чувствовать

feel sorry for – жалеть

field /fi:ld/ поле

fifteen /'fɪf'ti:n/ пятнадцать

fifty /'fɪfti/ пятьдесят

fire /'faɪə/ огонь

fire engine /'faɪə ,endʒɪn/ пожарная
машина

fireman /'faɪəmən/ пожарный

five /faɪv/ пять

flag /flæg/ флаг

flat /flæt/ примятый

flower /'flaʊə/ цветок

fly /flaɪ/ летать
follow /'fɒləʊ/ следовать (за)
food /fu:d/ еда
foot /fʊt/ ступня
feet /fi:t/ ступни
footprint /'fʊtprɪnt/ след
forest /'fɒrɪst/ лес
forty /'fɔ:ti/ сорок
forty-six /,fɔ:ti 'sɪks/ сорок шесть
four /fɔ:/ четыре
fourteen /,fɔ:'ti:n/ четырнадцать
fox /fɒks/ лиса
friend /frend/ друг
frightened /'fraɪnd/ испуганный
full of – наполненный
funny /'fʌni/ смешной

They're so funny! – Они такие смешные!

G g

garden /'gɑ:d(ə)n/ сад
Germany /'dʒɜ:məni/ Германия
get /get/ получать, становиться, добираться
get in – залезать в
giraffe /dʒɪ'rɑ:f/ жираф
girl /gɜ:l/ девочка
give /gɪv/ давать
glad /glæd/ радостный, довольный
glass /glɑ:s/ стакан
glasses /'glɑ:sɪz/ очки
go /gəʊ/ идти, ехать
gold /gəʊld/ 1. золото;
2. золотой
golden /'gəʊld(ə)n/ золотистый
grab /græb/ хватать

grandma /'grænma:/ бабушка
grandmaster /'grænd'mɑ:stə/ гроссмейстер
grandpa /'grænpɑ:/ дедушка
green /grɪn/ зелёный
grey /greɪ/ серый
grow /grəʊ/ расти
grown-up /'grəʊn 'ʌp/ взрослый
guard /gɑ:d/ охранять
guitar /gɪ'tɑ:/ гитара

H h

hair /heə/ волосы
fair hair /,feə 'heə/ светлые волосы
dark hair /,dɑ:k 'heə/ тёмные волосы
long hair /,lɒŋ 'heə/ длинные волосы

hand /hænd/ рука (кисть)

happy /'hæpi/ счастливый
Happy Birthday! – С Днём рождения!

hard /hɑ:d/ усердно
work hard – усердно работать
hat /hæt/ шляпа

head /hed/ голова

hear /hɪə/ слышать

heart /hɑ:t/ сердце

heavy /'hevi/ тяжёлый

helicopter /'helɪkɒptə/ вертолёт

helmet /'helmit/ шлем

help /help/ 1. помощь;
2. помогать

hen /hen/ курица

here /hɪə/ здесь

Here you are! – Вот, пожалуйста!

hero /'hɪərəʊ/ герой

high /haɪ/ высокий

home /həʊm/ дом

honey /'hʌni/ мёд

hop /hɒp/ прыгать, скакать

horse /hɔːs/ лошадь

hot dog /'hɒt ,dɒg/ хот-дог

I i

idea /aɪ'diə/ идея

I've got an idea! – У меня идея!

India /'ɪndiə/ Индия

international /,ɪntə'næʃ(ə)n(ə)l/

международный

Ireland /'aɪələnd/ Ирландия

J j

job /dʒɒb/ работа

jump /dʒʌmp/ прыгать

K k

kangaroo /kæŋgə'ruː/ кенгуру

karate /kə'ruːti/ карате

do karate – заниматься карате

kind /kaɪnd/ 1. вид;

2. добрый

What kind of ...? – Какой ...?

king /kɪŋ/ король

kitchen /'kɪtʃɪn/ кухня

kitten /'kɪt(ə)n/ котёнок

knight /naɪt/ рыцарь

know /nəʊ/ знать

Did you know? – Ты знал/знала?

L l

land /lənd/ страна, земля

later /'leɪtə/ позже

laugh /lɑːf/ смеяться

leaf /liːf/ листок

leg /leg/ нога

let /let/ позволять

Let me go. – Отпусти меня.

Let's /lets/ Давай...

lick /lɪk/ лизать

life /laɪf/ жизнь

light /laɪt/ свет.

like /laɪk/ нравится

listen /'lɪs(ə)n/ слушать

little /'lɪtl/ маленький

live /lɪv/ жить

long /lɒŋ/ длинный

look /lʊk/ смотреть

look up to – равняться на

What does she look like? – Как она выглядит?

lorry /'lɒri/ грузовик

loud /laʊd/ громкий

love /lʌv/ 1. любовь;

2. любить

lovely /'lʌvli/ прелестный

They're lovely! – Они прелестные!

loving /'lʌvɪŋ/ любящий

lunch /lʌntʃ/ трапеза в середине дня, обед, ланч

M m

magic /'mædʒɪk/ 1. волшебство;

2. волшебный

magic trick – фокус

magical /'mædʒɪkəl/ волшебный

magician /mæ'dʒɪʃən/ волшебник

make /meɪk/ делать

man /mæn/ человек, мужчина

many /'meni/ много

how many – сколько

marvellous /'mɑːvələs/ изумительный



mask /mɑ:sk/ маска
mean /mi:n/ означать
Merry Christmas! – Весёлого
Рождества!
metre /'mi:tə/ метр
milkman /'milkmən/ молочник
mind /maɪnd/ против
monster /'mɒnstə/ монстр
moon /mu:n/ луна
moonlight /'mu:nlaɪt/ лунный свет
mosquito /mə'ski:təʊ/ комар
most /məʊst/ большинство, больше
всего
mountain /'maʊntɪn/ гора
mouse /maʊs/ мышь
mouth /maʊθ/ рот
mum /mʌm/ мама
mushroom /'mʌʃrʊm/ гриб
music /'mju:zɪk/ музыка
must /mʌst/ должен

N n

name /neɪm/ имя
What's your name? – Как тебя
зовут?
never /'nevə/ никогда
new /nju:/ новый
next to /'nekst tə/ около, рядом с
night /naɪt/ ночь
nine /naɪn/ девять
nineteen /'naɪn'ti:n/ девятнадцать
noise /nɔɪz/ шум
nose /nəʊz/ нос
notebook /'nəʊtbʊk/ блокнот
nothing /'nʌθɪŋ/ ничего
number /'nʌmbə/ номер, число

O o

of course /əv 'kɔ:s/ конечно
old /əʊld/ старый
How old are you? – Сколько тебе
лет?
one /wʌn/ один
open /'əʊp(ə)n/ открывать
Open your book. – Открой книгу.
orange /'ɒrɪndʒ/ 1. апельсин;
2. оранжевый

owl /aʊl/ сова

P p

page /peɪdʒ/ страница
paint /peɪnt/ 1. краска; 2. рисовать
pale /peɪl/ бледный
paper /'peɪpə/ бумага
sheet of paper – листок бумаги
pencil /'pens(ə)l/ карандаш
pencil case /'pens(ə)l ,keɪs/ пенал
people /'pi:pl/ люди
perhaps /pə'hæps/ возможно
pie /paɪ/ пирог
pine /paɪn/ ель
pink /pɪŋk/ розовый
plane /pleɪn/ самолёт
planet /'plænət/ планета
plastic /'plæstɪk/ пластмассовый
play /pleɪ/ играть
play the piano – играть на пианино
please /pli:z/ пожалуйста
poem /'pəʊɪm/ стихотворение
policeman /pə'li:smən/ полицейский
poor /pʊə/ бедный
popcorn /'pɒpkɔ:n/ попкорн
postman /'pəʊstmən/ почтальон



present /'prez(ə)nt/ подарок
press /pres/ прижимать
pretty /'prɪti/ 1. хорошенький(ая);
2. довольно
proud /praʊd/ гордый
puppy /'pʌpi/ щенок
purple /'pɜ:pl/ фиолетовый
put /pʊt/ класть
put on – одевать

Q q

quickly /'kwɪkli/ быстро
queen /kwi:n/ королева
quiet /'kwaɪət/ тихий
be quiet – тише

R r

rabbit /'ræbɪt/ кролик
rainbow /'reɪnbəʊ/ радуга
rap /ræp/ рэп
read /ri:d/ читать
real /riəl/ настоящий
recycle /ri:'saɪkl/ перерабатывать
recycling bin – мусорный
контейнер
red /red/ красный
rein /reɪn/ вожжи, поводья
remember /rɪ'membə/ помнить
rich /rɪtʃ/ богатый
ride /raɪd/ кататься верхом
ride a horse – ездить на лошади
ring /rɪŋ/ кольцо
roller skate /'rəʊlə sket/ кататься на
роликах
root /ru:t/ корень
rubber /'rʌbə/ ластик

rule /ru:l/ правило
ruler /'ru:lə/ линейка
run /rʌn/ бежать
Russia /'rʌʃə/ Россия

S s

sad /sæd/ грустный
saddle /'sædl/ седло
sail /seɪl/ плавать
set sail /set 'seɪl/ отправляться в
плавание
Santa /'sæntə/ Санта
school /sku:l/ школа
schoolbag /sku:l'bæg/ портфель, ранец
seat belt /'si:t belt/ ремень
безопасности
secret /'si:kret/ секретный
secret message – секретное
сообщение
see /si:/ смотреть, видеть
seven /'sev(ə)n/ семь
seventeen /'sev(ə)n'ti:n/ семнадцать
shake /ʃeɪk/ трястись
sharpener /'ʃɑ:pənə/ точилка
shine /ʃaɪn/ светить
shiny /'ʃaɪni/ сияющий
shocked /'ʃɒkt/ потрясённый
short /ʃɔ:t/ короткий
shout /ʃaʊt/ кричать
silly /'sɪli/ глупый
Don't be silly! – Не глупи!
silver /'sɪlvə/ серебряный
sing /sɪŋ/ петь
sing along – подпевать
singer /'sɪŋə/ певец
sister /'sɪstə/ сестра



sit /sɪt/ сидеть

sit down – садиться

six /sɪks/ шесть

sixteen /sɪk'sti:n/ шестнадцать

sleep /sli:p/ спать

slow /sləʊ/ медленный

small /smɔ:l/ маленький

smell /smel/ нюхать

smile /smaɪl/ улыбаться

snail /sneɪl/ улитка

something /'sʌmθɪŋ/ кое-что, что-то

son /sʌn/ сын

special /'speʃ(ə)l/ особенный

spell /spel/ произносить/писать по
буквам

How do you spell it? – Как это
произносится?

spend /spend/ проводить (*время*)

spider /'spaɪdə/ паук

spring /sprɪŋ/ весна

stamp /stæmp/ топтать

stand /stænd/ стоять

stand up – вставать с места

star /stɑ:/ звезда

start /stɑ:t/ начинать(ся)

stay /steɪ/ оставаться

still /stɪl/ спокойный

stocking /'stɒkɪŋ/ чулок

stop /stɒp/ останавливать(ся)

stove /stəʊv/ печь, печка

kitchen stove – плита

street /stri:t/ улица

suddenly /'sʌd(ə)nli/ неожиданно, вдруг

summer /'sʌmə/ лето

sun /sʌn/ солнце

sun cream /'sʌn kri:m/ солнцезащитный
крем

supper /'sʌpə/ ужин

sweet /swi:t/ 1. конфета;
2. милый

swim /swɪm/ плавать

T t

tail /teɪl/ хвост

take /teɪk/ брать

talent /'tælənt/ талант

talent show – шоу талантов

tall /tɔ:l/ высокий

taste /teɪst/ пробовать на вкус

taxi /'tæksɪ/ такси

taxi driver – водитель такси

teacher /'ti:tʃə/ учитель

teddy bear /'tedɪ beə/ плюшевый
медвежонок

ten /ten/ десять

thank you /'θæŋk ju/ спасибо

thing /θɪŋ/ вещь

thirteen /'θɜ:'ti:n/ тринадцать

thirty /'θɜ:ti/ тридцать

thirty-two /'θɜ:ti 'tu/ тридцать два

three /θri:/ три

thunder /'θʌndə/ гром

tide /taɪd/ прилив

time /taɪm/ время

tin /tɪn/ жестяная банка

tired /'taɪəd/ уставший

together /tə'geðə/ вместе

tongue /tʌŋ/ язык

tooth /tu:θ/ зуб

touch /tʌtʃ/ трогать

town /taʊn/ город

toy /tɔɪ/ игрушка

toy shop /tɔɪ ʃɒp/ магазин игрушек

train /treɪn/ поезд

tree /tri:/ дерево

true /tru:/ 1. настоящий;
2. верно

tummy /ˈtʌmi/ животик

twelve /twelv/ двенадцать

twenty /ˈtwenti/ двадцать

two /tu:/ два

U u

UK /ju: 'keɪ/ Соединённое Королевство
Великобритании

under /ˈʌndə/ под

unfriendly /ʌn'frendli/ недружелюбный

USA /jɑ: es 'eɪ/ США

use /ju:z/ использовать

usual /ju:ʒʊəl/ обычный

as usual – как обычно

V v

vase /va:z/ ваза

village /ˈvɪlɪdʒ/ деревня

W w

wait /weɪt/ ждать

wake up /ˌweɪk 'ʌp/ просыпаться,
будить

walk /wɔ:k/ 1. прогулка;
2. идти пешком

want /wɒnt/ хотеть, желать

warm /wɔ:m/ тёплый

warm wishes – наилучшие
пожелания

wash /wɒʃ/ мыть(ся)

watch /wɒtʃ/ смотреть

way /weɪ/ путь

get in the way – стоять на пути,
мешать

wear /weə/ носить (одежду)

welcome /ˈwelkəm/ приветствовать

You're welcome! – Пожалуйста!

wet /wet/ мокрый

whale /weɪl/ кит

what /wɒt/ что

What's this? – Что это?

wheat /wi:t/ пшеница

which /wɪtʃ/ который

Which one ...? – Который (из)...?

white /waɪt/ белый

who /hu:/ кто

Who's got ...? – У кого есть...?

Who's that? – Кто это?

willow /ˈwɪləʊ/ ива

winner /ˈwɪnə/ победитель

winter /ˈwɪntə/ зима

woman /ˈwʊmən/ женщина

women /ˈwɪmɪn/ женщины

wonder /ˈwʌndə/ чудо

wonderful /ˈwʌndəf(ə)l/ чудесный

work /wɜ:k/ работать

world /wɜ:ld/ мир

worm /wɜ:m/ червяк

worry /ˈwʌri/ волноваться

Don't worry. – Не волнуйся.

write /raɪt/ писать

Y y

yawn /jɔ:n/ зевать

yellow /ˈjeləʊ/ жёлтый

young /jʌŋ/ молодой



Starlight

3



ISBN 978-5-09-019657-4



9 785090 196574



ПРОСВЕЩЕНИЕ
ИЗДАТЕЛЬСТВО



Express Publishing